

HOME

Vendor Owned Process Training

[Recording Available Here](#)

Technical Design Training & Standards Team | 2025



PRESENTATION AGENDA

01

VOCTD Expectations

02

Tools & Resources

03

Delivering Kohls Quality

04

Attaching Tech Pack to PLM

VOCTD Expectations



EXPECTATIONS

VOCTD & VENDOR EXPECTATIONS:

- *Evaluate all Kohl's samples
- *Use Kohl's Brand ID dimensions as starting point
- *Meet or Exceed Kohl's Minimum Construction Standards
- *Use Kohl's Preferred Trim Suppliers
- *Champion Kohl's Quality & Standards in all Private Label goods
- *Validate Kohl's quality from prototype through production
- *Upload final tech pack in onePLM

KOHL'S EXPECTATIONS:

- *Provide Fit & Quality Resources containing:
 - Brand IDs
 - Minimum Construction Standards
 - How to Measure & Weigh Guidance
 - Label Placement Guides
 - Home Textiles Defect Library
- *Support vendors questions regarding consistency and quality
 - Pre Development: Training & Standards Team
 - In Development: Testing/Inspections Team

VOCTD EXPECTATIONS

Sampling

- Engage VOCTD to set your Kohl's sample for successful execution
- Leverage Kohl's Fit & Quality Resources:
 - Brand IDs
 - Minimum Construction Standards
 - How to Measure & Weigh Resources
 - Label Placement Guides
 - Home Textile Defect Library

NOTE:

- VOCTD can reach out to TD Training & Standards team with questions at any stage
- Access to K-Link is essential to a successful execution of the Vendor Owned model

To reset your K-Link account, please call +1-262-703-1515 or email k-link@kohls.com

Construction & Fit Approval

- Apply any revisions as advised from Kohl's Production and/or Design team
- Kohl's VOCTD* internally evaluates/approves samples from counter to pre-production
 - NOTE: *If you are new to a category, please engage with the Kohl's TD Training & Standards team to get on-boarded on process and fit expectations.
- VOCTD uploads factory tech pack/specification to the 'Attachments' tab in PLM for record keeping
- VOCTD sends a duplicate of the approved PP sample for reference to Kohl's Production

Production

- Participate in Pre-Production meeting to ensure production matches approval
- Ensure product is meeting or exceeding Minimum Construction Standards and Execution Standards are met
- Ensure trim qualities are sourced through [Kohl's Preferred Supplier list](#)

Tools & Resources



Fit & Quality Consistency

All Technical Design Resources can be found on K-link under
Resources >
Private & Exclusive Brands >
Global Technical Design >
Home

<https://link.kohls.com/resources/subcategory/design-home>

1

RESOURCES

2

Private and Exclusive Brands

3

GLOBAL TECHNICAL DESIGN

4

Home

Logistics

Appendices

Forms

Invoicing

Monthly Updates

View All

Monthly Updates

Labels and Packaging

Performance Testing

K-Link

by KOHL'S

Private and Exclusive Brands

MONTHLY UPDATES

LABELS AND PACKAGING

PERFORMANCE TESTING

COLOR SERVICES

GLOBAL TECHNICAL DESIGN

Apparel Resource Tools

Apparel Body Charts, Grading, Extended Sizes

CTD OnePLM Manual

Apparel CTD Level 0-1

Apparel Associate TD/CTD Level 2

Apparel Technical Designer TD/CTD Level 3

Apparel Mentor TD/CTD Level 4

Home

Home

Kohl's Private and Exclusive branded Home information, procedures, and templates.

Contact: PD-TD_Home@Kohls.com

Forms

Assembly Instructions Example (Last Updated: 02/01/2024)

Assembly Instructions Template (Last Updated: 02/01/2024)

Bill of Material Example (Last Updated: 02/01/2024)

Bill of Material Template (Last Updated: 02/01/2024)

Fabric ID - Furniture (Last Updated: 05/10/2021)

Fabric ID - Home Textiles (Last Updated: 02/01/2024)

Fabric ID - Rugs (Last Updated: 02/01/2024)

Fabric ID - Towels (Last Updated: 02/01/2024)

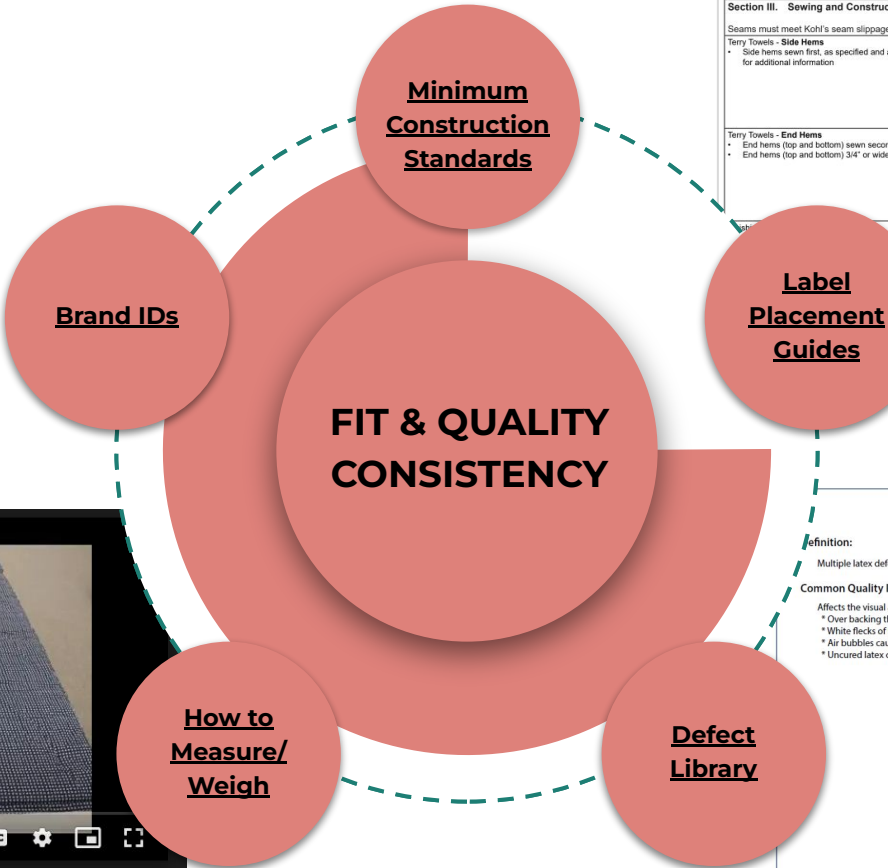
How To Measure Guides

Home Textiles

Fit & Quality Consistency - Requirements

KOHL'S BEDDING BRAND ID: BLANKETS & THROWS			
BLANKET DIMENSIONS			
	GOOD	BETTER	BEST
Fits to:	13"	15"	16"
Applies to:	Juvenile Big One	Cuddl Duds Sonoma Hotelier Miryana	Simply Vera
Twin	65"W x 93"L	69"W x 95"L	71"W x 96"L
Twin/Twin XL	65"W x 98"L	69"W x 100"L	71"W x 101"L
Twin XL	65"W x 98"L	69"W x 100"L	71"W x 101"L
Full	80"W x 93"L	84"W x 95"L	86"W x 96"L
Full/Queen	86"W x 98"L	90"W x 100"L	92"W x 101"L
Queen	86"W x 98"L	90"W x 100"L	92"W x 101"L
King	102"W x 98"L	106"W x 100"L	108"W x 101"L
King/Cal King	102"W x 102"L	106"W x 104"L	108"W x 105"L
Cal King	98"W x 102"L	102"W x 104"L	104"W x 105"L

*example - reference true Brand ID documents for the most up to date data




KOHL'S MINIMUM CONSTRUCTION STANDARDS TOWELS		
REQUIREMENTS	Where QUALITY is the Major Consideration	Where PRICE is the Major Consideration
Section III. Sewing and Construction Requirements		
Seams must meet Kohl's seam slippage and strength requirements		
Terry Towels - Side Hems <ul style="list-style-type: none">Side hems sewn first, as specified and approved. Refer to the Kohl's Tech Pack for additional information	Recommended: SN LS, reinforced Allowed: SN CS with Schmale backtacking chainstitch machine head OR 2N CS, Stacking stitches (25-30 SPI) for 1". Tightly chained thread tails - 10mm length maximum	Recommended: SN LS, reinforced Allowed: SN CS with Schmale backtacking chainstitch machine head OR 2N CS, Stacking stitches (25-30 SPI) for 1". Tightly chained thread tails - 10mm length maximum
Terry Towels - End Hems <ul style="list-style-type: none">End hems (top and bottom) sewn second, crossing side hem stitchingEnd hems (top and bottom) 3/4" or wider - stitch sides of end hems closed	Required: SN LS, reinforced	Recommended: SN LS, reinforced Allowed: SN CS with Schmale backtacking chainstitch machine head OR SN or 2N CS, Stacking stitches (25-30 SPI) for 1". Tightly chained thread tails - 10mm length maximum



Latex Backing Defects

Definition:
Multiple latex defects found on the back side of rugs with a non-skid backing.

Common Quality Issues
Affects the visual appearance of the fabric or performance.
* Over backing the latex causing the backing to become brittle and to crack/crumble.
* White flecks of latex stuck to the face of the rug due to overspraying from the back.
* Air bubbles causing holes or openings in the latex that could peel during normal use and care.
* Uncured latex could develop yellow spots on the backing and has a strong ammonia smell.



Fit & Quality Consistency - Brand IDs

Kohl's Brand Identification (Brand IDs) provide a baseline of dimensions and weights to be used as a starting point for Private Label development.

The Brand ID includes guidance for important steps of size/quality between good/better/best brand levels.

KOHL'S BEDDING BRAND ID:			
BLANKETS & THROWS			
BLANKET DIMENSIONS			
	GOOD	BETTER	BEST
Fits to:	13"	15"	16"
Applies to:	Juvenile	Cuddl Duds	Simply Vera
	Big One	Sonoma	
		Hotelier	
		Mirvana	
Twin	65"W x 93"L	69"W x 95"L	71"W x 96"L
Twin/Twin XL	65"W x 98"L	69"W x 100"L	71"W x 101"L
Twin XL	65"W x 98"L	69"W x 100"L	71"W x 101"L
Full	80"W x 93"L	84"W x 95"L	86"W x 96"L
Full/Queen	86"W x 98"L	90"W x 100"L	92"W x 101"L
Queen	86"W x 98"L	90"W x 100"L	92"W x 101"L
King	102"W x 98"L	106"W x 100"L	108"W x 101"L
King/Cal King	102"W x 102"L	106"W x 104"L	108"W x 105"L
Cal King	98"W x 102"L	102"W x 104"L	104"W x 105"L

BATH

BEACH TOWELS

CORE TOWELS

DEC BATH TOWELS

SHOWER CURTAINS

BEDDING

BLANKETS & THROWS

DUVET COVERS

FASHION COMFORTERS

PILLOWS & SHAMS

QUILTS, COVERLETS, BEDSPREADS

SHEETS (WOVEN)

STANDARD MATTRESS DIMENSIONS

KITCHEN

KITCHEN TOWEL

TABLE LINENS

*example - reference true Brand ID documents for the most up to date data

Fit & Quality Consistency - Minimum Construction Standards

Minimum Construction Standards (MCS) provide minimum requirements for quality in Kohl's Private Label goods.

These documents provide a wide range of information include guidance on stitches and seams, fabric, construction, and more.

As a Kohls CTD, it is your responsibility that all samples and production adhere to these requirements.

- MCS - Bedding
- MCS - Blankets & Throws
- MCS - Filled Products
- MCS - Furniture
- MCS - Kitchen & Tabletop Textiles
- MCS - Rugs
- MCS - Shower Curtains
- MCS - Towels
- MCS - Window Treatments

**MINIMUM CONSTRUCTION STANDARDS**

PRIVATE & EXCLUSIVE BRANDS HOME

FILLED PRODUCTS

**MINIMUM CONSTRUCTION STANDARDS TOWELS**

REQUIREMENTS	Where QUALITY is the Major Consideration	Where PRICE is the Major Consideration
Section III. Sewing and Construction Requirements		
Seams must meet Kohl's seam slippage and strength requirements		
Terry Towels - Side Hems <ul style="list-style-type: none">Side hems sewn first, as specified and approved. Refer to the Kohl's Tech Pack for additional information	<i>Recommended:</i> SN LS, reinforced Allowed: SN CS with Schmale backtacking chainstitch machine head OR 2N CS, Stacking stitches (25-30 SPI) for 1". Tightly chained thread tails - 10mm length maximum	<i>Recommended:</i> SN LS, reinforced Allowed: SN CS with Schmale backtacking chainstitch machine head OR 2N CS, Stacking stitches (25-30 SPI) for 1". Tightly chained thread tails - 10mm length maximum
Terry Towels - End Hems <ul style="list-style-type: none">End hems (top and bottom) sewn second, crossing side hem stitchingEnd hems (top and bottom) 3/4" or wider - stitch sides of end hems closed	<i>Required</i> SN LS, reinforced	<i>Recommended</i> SN LS, reinforced Allowed: SN CS with Schmale backtacking chainstitch machine head OR SN or 2N CS, Stacking stitches (25-30 SPI) for 1". Tightly chained thread tails - 10mm length maximum
Finishing: Clean Finished Hems <ul style="list-style-type: none">Hem stitching must be applied evenly along hem opening, no more than 1/16" - 1/8" away from edge <div></div>		

All Private and Exclusive brands must follow I

GLOBAL PRODUCT SERVICES/TECHNICAL DESIGN

Fit & Quality Consistency - [Label Placement Guides](#)

Label Placement Guides provide guidance for consistency in label placement and application for Kohl's Private Label.

These documents provide a wide range of product types and variations.

As a Kohls CTD, it is your responsibility that all samples and production adhere to these requirements.

Home Textiles - Label Placement

Bath and Beach Products

Back View

OR

701 - Core Bath
All Overlock Towels

Main/Care Label:
Back, inserted in top or bottom stitching, approx. 2 1/2" from side stitching.

UPC Label:
1/4" - 1" from Main/Care label toward center.

***All labels in a set or collection must be on the same end.**

Tracking Label:
Stacked behind Main/Care Label or info printed on back of Main/Care Label

BATH

LP BATH AND BEACH

LP RUGS

BEDDING

LP BEDDING

KITCHEN

LP KITCHEN

LIVING/HOME FURNISHINGS

LP RUGS

Fit & Quality Consistency - [Defect Library](#)

The Defect Library provides guidance for common defects found in home textiles products.

This documents provide a wide range of examples.

As a Kohls CTD, it is your responsibility that all samples and production adhere to these requirements.

It is also recommended that you are familiar with the Kohl's Defect Classification Lists (DCL) available on K-link under the Quality Assurance section:

[DCL for Softlines](#) (includes Soft Home)

[DCL for Hardlines](#) (includes Hard Home)


Weight Inconsistency

Definition:

Inconsistent weight between components of a set or within a collection.

Common Quality Issues

Affects the visual appearance of the fabric due to different pile height, shading, and/or high contrast of texture.
Causes inconsistent wearing or longevity of the fabrics with normal use care.



Fit & Quality Consistency - [How to Measure/Weigh](#)

The How-to-Measure and How-to-Weigh resources below provide guidance for measuring and weighing methods, to ensure consistency in evaluation.

These documents provide a wide range of points of measure and weight on various product types.

As a Kohls CTD, it is your responsibility that all samples and production adhere to these requirements.

BATH

HTM+W BATH & BEACH

TOWEL WEIGHT
CALCULATOR

HTM RUGS

HTM TRIMS

BEDDING

HTW BATTING GUIDE

HTW BATTING VIDEO

HTM BEDDING

HTM TRIMS

KITCHEN

HTM+W KITCHEN

TOWEL WEIGHT
CALCULATOR

HTMS TRIMS

LIVING/HOME FURNISHINGS

HTM RUGS

HTM WINDOW TREATMENTS

HTM TRIMS

HTM BOOKCASE

HTM SEATING

HTM TABLE

HTM UMBRELLA & BASE

REPORTS RESOURCES



Direct Ship (DSN)

Item Production

Digital Vendor Marketing

Consumer Generated Content

Private and Exclusive Brands

Monthly Updates

Labels and Packaging

Performance Testing

Color Services

[View All](#)

EDI

Mapping Guidelines

Global Trade Compliance

Customs Compliance

Legal

Logistics

Appendices

Private and Exclusive Brands ➔

MONTHLY UPDATES

LABELS AND PACKAGING

PERFORMANCE TESTING

COLOR SERVICES

GLOBAL TECHNICAL DESIGN

QUALITY ASSURANCE

► **PREFERRED TRIM SUPPLIERS**

FOOTWEAR

ONEPLM

MATERIAL MANAGEMENT

Preferred Trim Suppliers

Preferred Trim Suppliers

 Trim Supplier Matrix (Last Updated: 04/22/2024)

 Adaptive Trim Supplier Matrix (Last Updated: 04/22/2024)

Preferred Trim Suppliers (Alphabetical order)

 Trim Supplier Contact Information (Last Updated: 01/01/2021)

New Trim Request Form for PLM

 [New Trim Request Form](#) (Last Updated: 08/15/2021)

Button Suppliers

 AZI

 AZI Bio (Last Updated: 04/01/2021)

**Delivering
Consistent Quality**




Customer Reviews

Regular monitoring and analysis of Kohl's customer reviews will be critical to your success as a Kohl's Supplier.


The Big One® Oversized Supersoft Plush Throw

★★★★★ 4.6 (34520)



\$14.99-Reg
\$11.99 Sale

COLOR: GRAY JACQUARD



PRODUCT DETAILS

Sonoma Goods For Life® Ultimate Performance Stripe Area and Throw Rug

[Sonoma Goods For Life](#)

★★★★★ 4.4 (2791) [Write a review](#)



Filter Reviews

Search topics and reviews

Rating Age

1 - 8 of 34520 Reviews

TS45

★☆☆☆☆
Disappointed

11 hours ago

I'm beyond disappointed. I've been an avid collector of these throw blankets, but my most recent purchase showed a significant decline in durability, thickness, and quality. The blanket itself was noticeably thinner and seemed cheaply made. One light wash caused threads to unravel, which never happened with the old throws. I hope this is just some weird aberration and is not indicative of the quality of the product going forward.

Helpful? (0) (0) [Report](#)

★★★★★
Best blankets!!!

12 hours ago

The BEST blankets Can't beat the quality comfort and price of the big one blankets

Length of Ownership 6 months

☒ Yes, I recommend this product.

Helpful? (0) (0) [Report](#)

Quality

Poor Excellent

Value

Poor Value Great Value

Durability

Not Durable Very Durable

Be sure to sort by most recent

Sort by Most Recent

Vendor Owned Tech Pack to PLM



Vendor Owned Tech Pack to PLM

Tech Pack Requirements

- Single file including all the below requirements
 - Sketch Page or photos including front & back views
 - Construction Details (stitches & seam info, assembly order, any other details)
 - Specifying requirements above Kohl's Minimum Construction Standards
 - Sizing Information (Points of Measure, sizing names if applicable (ie Twin, Twin/XLT, etc))
 - Front, Back, & Detail images
 - Final approved version only
 - BOM – including all fabrics, battings, scrim, trims etc. Templates are available below:
 - [Fabric ID Textile](#)
 - [Fabric ID Rugs](#)
 - [Fabric ID Towels](#)
 - [Fabric ID Furniture](#)
 - [Bill of Materials \(Furniture\)](#)
 - Label placement information

Vendor Owned Tech Pack to PLM - How to Upload

Access the style via style search:

KOHL'S

DESIGN CENTER

DESIGN CENTER DASHBOARD

Style

Style: LIST

Advanced Search: Style

Style No

ABC123

Description

Season

Brand

Customer

Buy Program

Style Status

Base Request No

Dept

Request No

Development Stage

Commodity

Division

Product Type

Product Category

Merchandise Code

Created By

Actors

Product Manager

Product Coordinator

Designer

Technical Designer

Associate Product Manager

Product Specialist

Assoc/Asst Designer

Classification Contact

BOM Component Search

Supplier Ref #

Material Name

Operational Search

Field

Operation

Value

Change Tracking Search

Changes Since

--Select--

Clear Fields

Cancel

Save

Search

Vendor Owned Tech Pack to PLM - How to Upload

Alternatively, you can search more broadly by setting one or more search parameters.

In this example, the search results will only return styles assigned to you in SP25 under the Vera brand:

Style

Quick Search

Go

Global Search

DESIGN CENTER

DESIGN CENTER DASHBOARD

Style

Style: LIST

Advanced Search: Style

Style Search

Style No

Request No

Description

Development Stage

Season

Commodity

Brand

Division

Customer

Product Type

Buy Program

Product Category

Style Status

Merchandise Code

Base Request No

Created By

Dept

Actors

Product Manager

Associate Product Manager

Product Coordinator

Product Specialist

Designer

Assoc/Asst Designer

Technical Designer

Classification Contact

BOM Component Search

Supplier Ref #

Material Name

Operational Search

Field

Operation

Value

Change Tracking Search

Changes Since

1

2

3

SP25

SIMPLY VERAVERA WA

Clear Fields

Cancel

Save

Search

Vendor Owned Tech Pack to PLM

Be sure to select the correct season - in this example SP25:

Style: LIST

Advanced Search: Style

Style List < 1 >

Mass Style Handoff Report Tech Spec All Report Tech Spec-Fit Active Report

		Style No	Description	Development Stage	Request No	Base Request No	Style Status	Season	Commodity	Brand	Division
<input type="checkbox"/>		<u>11SNBBPBS</u>	SN BOXPLEAT BEDSKIRT	FIT APPROVED	00623685		CONFIRMED	SP21	HOME	SONOMA	HOM
<input type="checkbox"/>		<u>11SNBBPBS</u>	SN BOXPLEAT BEDSKIRT	FIT APPROVED	00632030		CONFIRMED	FA21	HOME	SONOMA	HOM
<input type="checkbox"/>		<u>11SNBBPBS</u>	SN BOXPLEAT BEDSKIRT	FIT APPROVED	00648531		CONFIRMED	SP22	HOME	SONOMA	HOM
<input type="checkbox"/>		<u>11SNBBPBS</u>	SN BOXPLEAT BEDSKIRT	FIT APPROVED	00661451		CONFIRMED	FA22	HOME	SONOMA	HOM
<input type="checkbox"/>		<u>11SNBBPBS</u>	SN BOXPLEAT BEDSKIRT	FIT APPROVED	00673146		CONFIRMED	SP23	HOME	SONOMA	HOM
<input type="checkbox"/>		<u>11SNBBPBS</u>	SN BOXPLEAT BEDSKIRT	NEW	00682055		CONFIRMED	FA23	HOME	SONOMA	HOM
<input type="checkbox"/>		<u>11SNBBPBS</u>	SN BOXPLEAT BEDSKIRT	CANCELLED	00692626		CONFIRMED	SP24	HOME	SONOMA	HOM
<input type="checkbox"/>		<u>11SNBBPBS</u>	SN BOXPLEAT BEDSKIRT	NEW	00711192		CONFIRMED	FA24	HOME	SONOMA	HOM
<input type="checkbox"/>		<u>11SNBBPBS</u>	SN BOXPLEAT BEDSKIRT	DEVELOPMENT	00725752		NEW	SP25	HOME	SONOMA	HOM

Vendor Owned Tech Pack to PLM

Once in the style shell - navigate to the 'Attachments' tab:

Style: 11SNBBPBS

Overview

Design Intent

Constructions

Instructions

POM

Samples

BOM

Attachments

Indicators

Events

>>

▼ Style Overview

←

→

🐸

📝

👤

Smart Copy

Request Sample

Tech Spec All

Tech Spec/Fit Active

Style Handoff Report


Refresh


► Style Status & Actors

▼ Style Information

Edit Image

Large Image





📄

📄

[+]Add Image

[.]Remove Image

Style Information

Style No

11SNBBPBS

Style Description

SN BOXPLEAT BEDSKIRT

Development Stage

DEVELOPMENT

TD Style Development Handoff

08/04/2024

TD Dev Location

MILWAUKEE

Technical Designer

KATE ANDERSON

Base Request No

Design Handoff Date

Design Definition

Gender

Hierarchy Information

Fiscal Season

SP25

Commodity

HOME

Brand

SONOMA

Division

HOME-SOFT

Product Type

BEDDING

Apparel Attributes

Sourcing Type

POLYESTER

Level of Newness

Hang/Fold

Multipack

1

Tech Design Notes

Vendor Owned Tech Pack to PLM

Navigate to an open line item on the “Attachments” tab.

Select “C” for the File Upload window to appear.

Add your file - be sure to add a description to help Kohl's identify the file.





Once added, you must select 'Save'.

Style: 115NBPPBS

Overview Design Intent Constructions Instructions POM Samples BOM Attachments Indicators Events >>

More Actions... Save

Attachments Report Download files

<input type="checkbox"/>	Sort	Attachment No	Attachment Type	Description	Vendor	Attached By	Date
<input type="checkbox"/>		1	IMAGE	--Select--			
<input type="checkbox"/>			IMG1	--Select--			
<input type="checkbox"/>				--Select--			
<input type="checkbox"/>				--Select--			

1

2

3


4

File Upload

Drag & Drop or click + to add files.

Drop files here

Allowed File Types

<input type="checkbox"/>		3	IMG2	--Select--			
						VENDOR TECH PACK ABC123	

THANK YOU

Questions/Support:

Tech Design Training & Standards Team

PD-TD_Training@kohls.com

