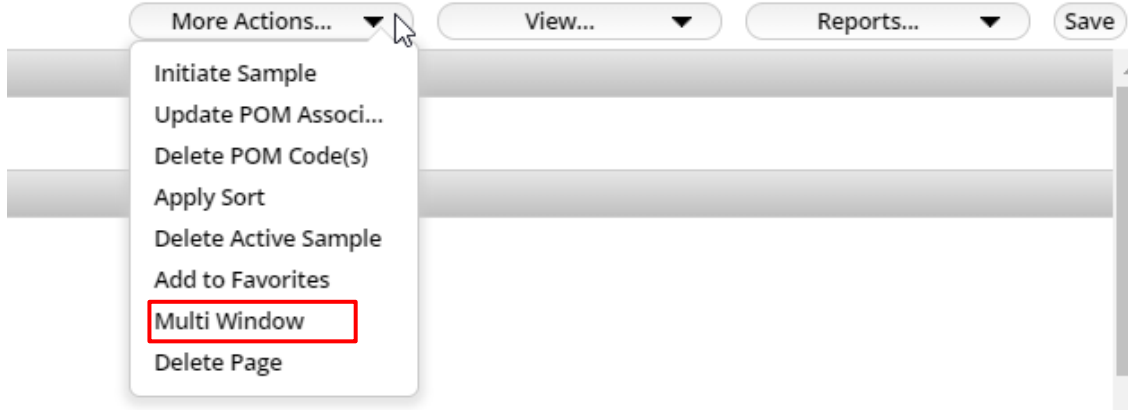


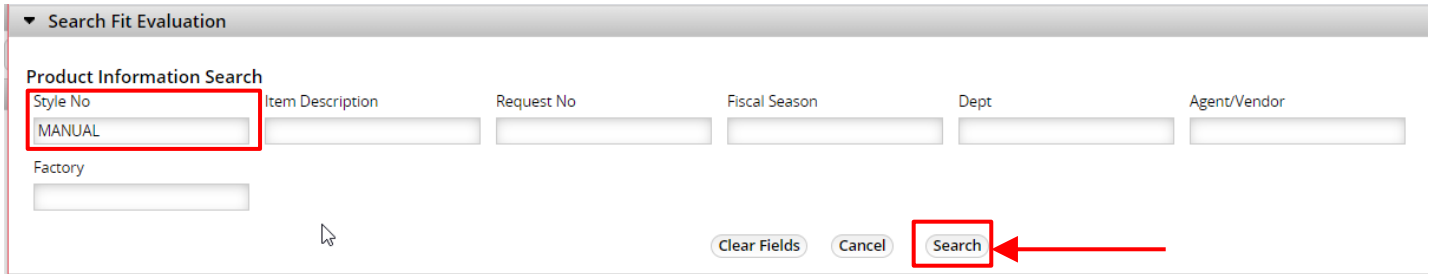
## MULTI WINDOW

Multi Window is used to reference another fit evaluation for comments or measurement information.

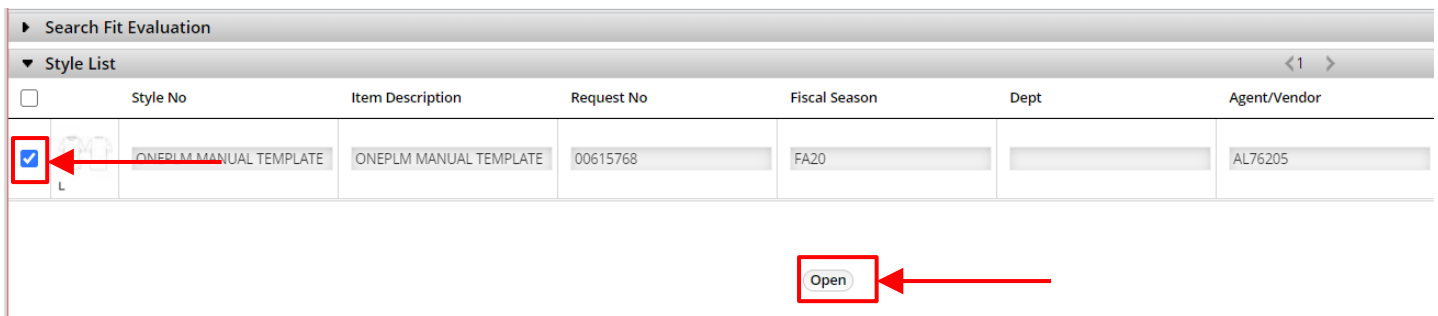
1. Click More Actions > Multi Window.



2. The Search Fit Evaluation screen will pop up. Type the style number of the fit eval to be referenced.
3. Click search.



4. Once the search results appear, check the box next to the desired fit eval to reference.
5. Select open.



## MULTI WINDOW (CONT'D)


6. Reference fit eval will now be visible in a new window. Scroll around on this screen to view the information you would like to reference.

ONEPLM MAN...
More Actions... ▼
Save

▼ Fit Evaluation Designer Information

**Parent Information**


Style No	ONEPLM MANUAL TEMPLATE	Request No	00615768	Description	ONEPLM MANUAL TEMPL
Fiscal Season	FA20	Brand	TEKGEAR	Division	MENS
Dept		Development Stage	TEMPLATE	Style Status	NEW
Est. In DC Date		Actual Qty		Technical Designer	ANNA KORNBUM
Ecom Excl	N	Fast Track			
Designer		Style Link			



**Sample Selection**

Fit Sample	Size Code	Decision Status	Date	Sample Type	Fit Sample
All	M				
<u>Sample 1</u>	M		05/06/2020	COUNTER SAMPLE	NE

**Images**



**Evaluation Information**

Vendor:

Factory:

**Item Information**

Company:

POM Page Description:

**Sample Information**

Fit Sample:

Sample Type:

Cut Date:

Measurer 1:

