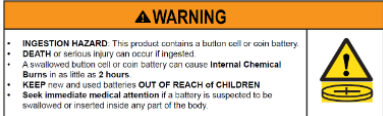
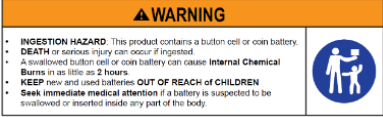
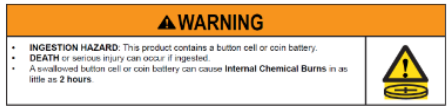
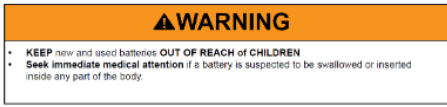
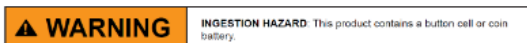



**Reese's Law (Button Cell & Coin Batteries)  
Implemented for any NEW development starting Nov 1, 2023**

Test Type	TEST METHOD	REQUIREMENT																																																																																																																					
<b>REQUIRED WHERE APPLICABLE AT ADDITIONAL COST</b>																																																																																																																							
<b>LABELING &amp; MARKINGS</b>																																																																																																																							
General Requirements	16 CFR 1263 [UL 4200A-2023, Section 7A]	<p>All warning statements or icons shall be prominent, legible, easily discernable under normal lighting conditions, and permanently marked.</p> <p>Unless otherwise specified, instructional safeguards do not have to be in multiple colors. If an instructional safeguard is present in more than one color to indicate hazard severity, the color shall be in accordance with the ISO 3864 series. Printed or screened markings shall also be permanent.</p> <p>Legibility of markings is determined by inspection. Permanency is determined by the tests of Section 7D, Permanence of Markings.</p> <p>Markings must be in the official language(s) of the country where the product is sold or in English if there is no official language(s).</p> <p>The safety alert symbol, an exclamation mark in a triangle, when used with the signal word, must precede the signal word. The base of the safety alert symbol must be on the same horizontal line as the base of the letters of the signal word. The height of the safety alert symbol must equal or exceed the signal word letter height.</p> <p>Certain text in the message panel must be in bold and in capital letters as shown in the example warning labels to get the attention of the reader.</p> <p>For labels that are provided on a sticker, hang tag, instructions or manual, the safety alert symbol and the signal word "WARNING" must be at least 0.2 in (5mm) high. The remainder of the text must be in characters whose upper case must be at least 0.1 in (2.5 mm), except where otherwise specified.</p> <p>For labels that are required to be on the packaging of consumer products and directly on consumer products, text size shall be dependent on the area of the principal display panel. Text size shall be determined based on Table 7A.1.</p> <p align="center"><b>Table 7A.1 Letter Size for Warning Labels</b></p> <table border="1"> <thead> <tr> <th colspan="9">Letter Size Measurements in Inches</th> </tr> <tr> <th>Display Area: Inches<sup>2</sup></th> <th>0 – 2</th> <th>+2 – 5</th> <th>+5 – 10</th> <th>+10 – 15</th> <th>+15 – 30</th> <th>+30 – 100</th> <th>+100 – 400</th> <th>+400</th> </tr> </thead> <tbody> <tr> <td>Signal word (WARNING)</td> <td>3/64</td> <td>1/16</td> <td>3/32</td> <td>7/64</td> <td>1/8</td> <td>5/32</td> <td>1/4</td> <td>1/2</td> </tr> <tr> <td>Statement of Hazard</td> <td>3/64</td> <td>3/64</td> <td>1/16</td> <td>3/32</td> <td>3/32</td> <td>7/64</td> <td>5/32</td> <td>1/4</td> </tr> <tr> <td>Other Text</td> <td>1/32</td> <td>3/64</td> <td>1/16</td> <td>1/16</td> <td>5/64</td> <td>3/32</td> <td>7/64</td> <td>5/32</td> </tr> </tbody> </table> <table border="1"> <thead> <tr> <th colspan="9">Letter Size Measurements in cm (For Reference Only)</th> </tr> <tr> <th>Display Area: cm<sup>2</sup></th> <th>0-13</th> <th>+13 – 32</th> <th>+32 – 65</th> <th>+65 – 97</th> <th>+97 – 194</th> <th>+194 – 645</th> <th>+645 – 2,581</th> <th>+2,581</th> </tr> </thead> <tbody> <tr> <td>Signal word (WARNING)</td> <td>0.119</td> <td>0.159</td> <td>0.238</td> <td>0.278</td> <td>0.318</td> <td>0.397</td> <td>0.635</td> <td>1.27</td> </tr> <tr> <td>Statement of Hazard</td> <td>0.119</td> <td>0.119</td> <td>0.159</td> <td>0.238</td> <td>0.238</td> <td>0.278</td> <td>0.397</td> <td>0.635</td> </tr> <tr> <td>Other Text</td> <td>0.079</td> <td>0.119</td> <td>0.159</td> <td>0.159</td> <td>0.198</td> <td>0.238</td> <td>0.278</td> <td>0.397</td> </tr> </tbody> </table> <p align="center"><b>Table 7A.1 Continued</b></p> <table border="1"> <tbody> <tr> <td>Signal word (WARNING)</td> <td>0.119</td> <td>0.159</td> <td>0.238</td> <td>0.278</td> <td>0.318</td> <td>0.397</td> <td>0.635</td> <td>1.27</td> </tr> <tr> <td>Statement of Hazard</td> <td>0.119</td> <td>0.119</td> <td>0.159</td> <td>0.238</td> <td>0.238</td> <td>0.278</td> <td>0.397</td> <td>0.635</td> </tr> <tr> <td>Other Text</td> <td>0.079</td> <td>0.119</td> <td>0.159</td> <td>0.159</td> <td>0.198</td> <td>0.238</td> <td>0.278</td> <td>0.397</td> </tr> </tbody> </table>	Letter Size Measurements in Inches									Display Area: Inches <sup>2</sup>	0 – 2	+2 – 5	+5 – 10	+10 – 15	+15 – 30	+30 – 100	+100 – 400	+400	Signal word (WARNING)	3/64	1/16	3/32	7/64	1/8	5/32	1/4	1/2	Statement of Hazard	3/64	3/64	1/16	3/32	3/32	7/64	5/32	1/4	Other Text	1/32	3/64	1/16	1/16	5/64	3/32	7/64	5/32	Letter Size Measurements in cm (For Reference Only)									Display Area: cm <sup>2</sup>	0-13	+13 – 32	+32 – 65	+65 – 97	+97 – 194	+194 – 645	+645 – 2,581	+2,581	Signal word (WARNING)	0.119	0.159	0.238	0.278	0.318	0.397	0.635	1.27	Statement of Hazard	0.119	0.119	0.159	0.238	0.238	0.278	0.397	0.635	Other Text	0.079	0.119	0.159	0.159	0.198	0.238	0.278	0.397	Signal word (WARNING)	0.119	0.159	0.238	0.278	0.318	0.397	0.635	1.27	Statement of Hazard	0.119	0.119	0.159	0.238	0.238	0.278	0.397	0.635	Other Text	0.079	0.119	0.159	0.159	0.198	0.238	0.278	0.397
Letter Size Measurements in Inches																																																																																																																							
Display Area: Inches <sup>2</sup>	0 – 2	+2 – 5	+5 – 10	+10 – 15	+15 – 30	+30 – 100	+100 – 400	+400																																																																																																															
Signal word (WARNING)	3/64	1/16	3/32	7/64	1/8	5/32	1/4	1/2																																																																																																															
Statement of Hazard	3/64	3/64	1/16	3/32	3/32	7/64	5/32	1/4																																																																																																															
Other Text	1/32	3/64	1/16	1/16	5/64	3/32	7/64	5/32																																																																																																															
Letter Size Measurements in cm (For Reference Only)																																																																																																																							
Display Area: cm <sup>2</sup>	0-13	+13 – 32	+32 – 65	+65 – 97	+97 – 194	+194 – 645	+645 – 2,581	+2,581																																																																																																															
Signal word (WARNING)	0.119	0.159	0.238	0.278	0.318	0.397	0.635	1.27																																																																																																															
Statement of Hazard	0.119	0.119	0.159	0.238	0.238	0.278	0.397	0.635																																																																																																															
Other Text	0.079	0.119	0.159	0.159	0.198	0.238	0.278	0.397																																																																																																															
Signal word (WARNING)	0.119	0.159	0.238	0.278	0.318	0.397	0.635	1.27																																																																																																															
Statement of Hazard	0.119	0.119	0.159	0.238	0.238	0.278	0.397	0.635																																																																																																															
Other Text	0.079	0.119	0.159	0.159	0.198	0.238	0.278	0.397																																																																																																															
Packaging Marking	16 CFR 1263 [UL 4200A-2023, Section 7B.1, 7B.2]	<p>Except as allowed in 7B.2 and 7B.3, the principal display panel shall contain the warning label in Figure 7B.1 or Figure 7B.2. The icon in Figure 7B.1 shall be at least 7 mm in width and 9 mm in height.</p> <p>The icon in Figure 7B.2 shall be at least 8 mm (0.31 in) in diameter. The text in the warning label shall be as shown in Figure 7B.1 or Figure 7B.2. When on a printed label using more than one color the marking must use colors as shown in Figure 7B.1 or Figure 7B.2.</p> <p align="center"><b>Figure 7B.1 Packaging Marking – Warning: Contains coin battery</b></p>  <p align="center"><b>Figure 7B.2 Packaging Marking – Warning of Ingestion Hazard</b></p>  <p>Consumer product Figure 7B.2 affixed to the consumer product (hang tag or sticker label in Figure 7B.1 or</p>																																																																																																																					

<p>Packaging Marking – Alternative</p>	<p>16 CFR 1263 [UL 4200A-2023, Section 7B.3, 7B.4]</p>	<p>When space on the principal display panel of the consumer product packaging does not permit the warning label in Figure 7B.1 or Figure 7B.2, the principal display panel shall include the warning in Figure 7B.3 in a conspicuous location. The icon shall be at least 7 mm in width and 9 mm in height. The remaining warning statements must be on a secondary display panel, as shown in Figure 7B.4. The text in the warning labels shall be as shown in Figure 7B.3 and Figure 7B.4. When on a printed label using more than one color the marking must use colors as shown in Figure 7B.3 and Figure 7B.4.</p> <p style="text-align: center;">Figure 7B.3 Packaging Marking – Alternative Principal Display Panel</p>  <p style="text-align: center;">Figure 7B.4 Packaging Marking – Secondary Display Panel</p>  <p>The principal display panel or secondary display panel of the consumer product packaging, or if there is no consumer product packaging, the accompanying hang tag or sticker label, shall include the following text:</p> <ol style="list-style-type: none"> <li>For products with non-replaceable batteries, include a statement indicating the product contains non-replaceable batteries;</li> <li>Battery type ( e.g., LR44, CR2032); and</li> <li>Nominal voltage.</li> </ol>
<p>Product Marking</p>	<p>16 CFR 1263 [UL 4200A-2023, Section 7C.1]</p>	<p>Except as provided in 7C.2 and 7C.3, consumer products shall be marked with a warning label on the product display panel that alerts the consumer of the presence of a button cell or coin battery. The warning text shall include the safety alert symbol, signal word, and text, as shown in Figure 7C.1. When on a printed label using more than one color the marking must use the color as shown in Figure 7C.1.</p> <p style="text-align: center;">Figure 7C.1 Product Marking</p> 
<p>Product Marking - Alternative</p>	<p>16 CFR 1263 [UL 4200A-2023, Section 7C.2, 7C.3]</p>	<p>When space on the product is limited, use the “Warning: contains coin battery” icon shown in Figure 7C.2, without text. The icon must be at least 7 mm in width and 9 mm in height and must be on the product display panel. When on a printed label using more than one color the marking must use the color as shown in Figure 7C.2. The icon shall be defined in accompanying printed materials such as instructions, manual, insert, or hangtag.</p> <p style="text-align: center;">Figure 7C.2 Alternative Product Marking</p>  <p>When the product itself is too small to include the warning with text in Figure 7C.1 or the icon in Figure 7C.2, the product shall:</p> <ol style="list-style-type: none"> <li>Have packaging containing the warning label following the requirements in Section 7B, Packaging Markings; or</li> <li>Contain a hangtag or sticker label with the full warning label using requirements in Section 7B, Packaging Markings.</li> </ol>
<p>Permanence of Markings</p>	<p>16 CFR 1263 [UL 4200A-2023, Section 7D]</p>	<p>Each required printed or screened marking shall be tested. However, if the data sheet for a label confirms compliance with the test requirements, the test need not be performed.</p> <p>The test is conducted by rubbing the marking by hand without appreciable force for 15 s with a piece of cloth soaked with water and at a different place or on a different sample for 15 s with a piece of cloth soaked with the petroleum spirit specified in 7D.3.</p> <p>After each test, the marking shall remain legible. If the marking is on a separable label, the label shall show no curling and shall not be removable by hand.</p>

Instructions and Manuals	16 CFR 1263 [UL 4200A-2023, Section 9.1]	Instructions and manuals, if provided, shall include all of the applicable markings in Figure 7B.1 or Figure 7B.2 and the statements noted below. If instructions and manuals are not provided, the statements shall be present on the principal display panel or secondary display panel of the consumer product packaging, or if there is no consumer product packaging, the accompanying hang tag or sticker label. a) The statement "Remove and immediately recycle or dispose of used batteries according to local regulations and keep away from children. Do NOT dispose of batteries in household trash or incinerate." b) The statement "Even used batteries may cause severe injury or death." c) The statement "Call a local poison control center for treatment information." d) A statement indicating the compatible battery type (e.g., LR44, CR2032). e) A statement indicating the nominal battery voltage. f) The statement "Non-rechargeable batteries are not to be recharged." g) The statement "Do not force discharge, recharge, disassemble, heat above (manufacturer's specified temperature rating) or incinerate. Doing so may result in injury due to venting, leakage or explosion resulting in chemical burns."
Instructions and Manuals - Products with replaceable button/coin cell batteries	16 CFR 1263 [UL 4200A-2023, Section 9.2]	Products with replaceable button/coin cell batteries shall additionally include: a) The statement "Ensure the batteries are installed correctly according to polarity (+ and -)." b) The statement "Do not mix old and new batteries, different brands or types of batteries, such as alkaline, carbon-zinc, or rechargeable batteries." c) The statement "Remove and immediately recycle or dispose of batteries from equipment not used for an extended period of time according to local regulations." d) The statement "Always completely secure the battery compartment. If the battery compartment does not close securely, stop using the product, remove the batteries, and keep them away from children."
Instructions and Manuals - Products with non-replaceable button/coin cell batteries	16 CFR 1263 [UL 4200A-2023, Section 9.3]	Products with non-replaceable button/coin cell batteries shall additionally include a statement indicating the product contains non-replaceable batteries.
<b>CONSTRUCTION</b>		
Products that use button/coin cell batteries – removeable/replaceable batteries	16 CFR 1263 [UL 4200A-2023, Section 5.2-5.4]	To reduce the likelihood of unintentional access, products with removable or replaceable button/coin cell batteries shall not allow the button/coin cell to be contacted by Test Probe 11 of the Standard for Protection of Persons and Equipment by Enclosures – Probes for Verification, IEC 61032 when applied as described in 5.3.  The probe shall be applied to any depth that the opening will permit and shall be rotated or angled before, during, and after insertion through the opening to any position that is necessary to examine the enclosure. The probe shall be used as a measuring instrument to judge the accessibility provided by an opening, and not as an instrument to judge the strength of a material. The probe shall be applied with the minimum force necessary to determine accessibility.  During the examination of a product to determine whether it complies with the requirements in 5.3, a part of the enclosure that may be opened or removed by the user, either without using a tool or with less effort than two independent and simultaneous movements by hand, is to be opened or removed.  If a part of the battery compartment enclosure is protected by pliable material such as fabric, paper, foam, or vinyl, or a pliable material with a seam, apply the Tension Test for Seams in Stuffed Toys and Beanbag-Type Toys test in the Standard Consumer Safety Specification for Toy Safety, ASTM F963, to determine whether the battery compartment enclosure can become exposed or accessible, using a force of at least 70.0 N (15.7 lbf). If a new part of the battery compartment enclosure becomes exposed or accessible, repeat 5.4 and remove any further pliable material that is then exposed until no new part of the battery compartment enclosure becomes exposed or accessible, and then conduct the test in 5.3.
Products that use button/coin cell batteries – battery compartments	16 CFR 1263 [UL 4200A-2023, Section 5.5-5.6]	Products that locate removable or replaceable button/coin cell batteries inside a battery compartment shall be designed to prevent children from removing the battery by one of the following methods in (a) or (b) below. Compliance is checked by the tests of Section 6. a) A tool, such as a screwdriver or monetary coin, is required to open the battery compartment. For a battery compartment secured by a screw or a twist-on access cover, a minimum torque of 0.5 Nm and a minimum angle of 90 degrees of rotation shall be required to open the compartment or the fastener shall engage a minimum of two full threads; or b) The battery compartment door or cover requires the application of a minimum of two independent and simultaneous movements to open by hand. The movements to open shall not be combinable to a single movement with a single finger or digit. If screws or similar fasteners are used to secure the door or cover providing access to a battery compartment, the fasteners shall be captive to the door, cover, or device. Exception No. 1: Applies to products containing button batteries or coin cell batteries not intended to be replaced by the consumer. Products containing button batteries or coin cell batteries that can only be accessed through the removal of multiple enclosures or panels using a tool do not need captive screws. Such products shall have instructions and warnings that clearly state the battery is not to be replaced by the consumer. Exception No. 2: Applies to products containing batteries not intended to be replaced by the consumer. Products that are only to be opened by a professional service center (where children are not present) are not required to have secured screws. Such products shall have instructions and warnings that clearly state the battery is not to be replaced by the consumer.

Products that use button/coin cell batteries – non-replaceable or non-removable	16 CFR 1263 [UL 4200A-2023, Section 5.7]	Products that incorporate button/coin cells that are not intended for user removal or replacement shall effectively prevent removal of the battery by the user or children. The button/coin cell shall be: a) Made inaccessible by an enclosure or similar means that passes the applicable tests of 6.2 and 6.3; or b) Held fully captive by the use of soldering, fasteners such as rivets, or equivalent means. The securement method shall pass the Secureness Test of 6.4.
<b>PERFORMANCE</b>		
General	16 CFR 1263 [UL 4200A-2023, Section 6.1]	Products shall not present a risk of unintentional access by children to button/coin cells. Button/coin cell batteries shall not be accessible or liberated from the product as a result of mechanical abuse tests in applicable safety standards for the product, and products with button/coin cells shall comply with the tests in 6.2 – 6.4.
Pre-conditioning	16 CFR 1263 [UL 4200A-2023, Section 6.2]	One test sample shall be subjected to the following pre-conditioning conditions in sequence prior to testing in 6.3 and 6.4, as applicable: a) Stress Relief Test – A product with an enclosure, battery compartment door/cover or battery compartment door/cover opening mechanism made of molded or formed thermoplastic materials shall be subjected to a stress relief test. A sample of the complete product is to be placed in a circulating air oven for a period of 7 h. The oven temperature is to be set to the higher of (1) or (2) below. After removal from the oven, the sample is permitted to cool to room temperature. 1) 70°C (158°F); or 2) 10°C (18°F) higher than the maximum temperature of thermoplastic enclosures, battery compartment door/covers, or battery compartment door/cover mechanisms during the most stringent normal operation of the device. b) Battery Replacement Test – The battery compartment door/cover shall be opened and closed, and the battery removed and replaced, for a total of ten cycles. The process shall simulate replacement according to the manufacturer's instructions. If the battery compartment is secured with a screw(s), the screw(s) is to be loosened and then tightened by means of a suitable screwdriver, applying a continuous linear torque according to the Torque to be Applied to Screws table, Table 20, of the Standard for Audio, Video and Similar Electronic Apparatus – Safety Requirements, UL 60065.
Abuse Tests - General	16 CFR 1263 [UL 4200A-2023, Section 6.3.1]	The tests in 6.3.2 – 6.3.4 shall be performed sequentially, as applicable, on one pre-conditioned sample of the product. After all test conditions have been completed, compliance is checked by 6.3.5.
Abuse Tests - Drop Test	16 CFR 1263 [UL 4200A-2023, Section 6.3.2]	Portable devices are subjected to drop tests from a height of 1.0 m (39.4 in) onto a horizontal hardwood surface in positions likely to produce the maximum force on the battery compartment or enclosure. Portable devices are subjected to three drops, except hand-held products are subjected to ten drops. The hardwood surface shall be at least 13-mm (1/2-in) thick, mounted on two layers of nominal 19-mm (3/4-in) thick plywood, placed on a concrete or equivalent non-resilient surface.
Abuse Tests - Impact test	16 CFR 1263 [UL 4200A-2023, Section 6.3.3]	The enclosure or battery compartment door/cover shall be subject to three, 2-J (1.5-ft-lbf) impacts. This impact is to be produced by dropping a steel sphere, 50.8 mm (2 inches) in diameter, and weighing approximately 0.5 kg (1.1 lb) from the height required to produce the specified impact, as shown in Figure 6.1, or the steel sphere is to be suspended by a cord and swung as a pendulum, dropping through the vertical distance required to cause it to strike the surface with the specified impact as shown in Figure 6.2. The steel sphere is to strike the battery compartment door/cover perpendicular to the enclosure surface.
Abuse Tests - Crush Test	16 CFR 1263 [UL 4200A-2023, Section 6.3.4]	The sample is to be supported by a fixed rigid supporting surface, in positions likely to produce the most adverse results as long as the position can be self-supported. A crushing force of 330 ±5 N (74.2 ±1.1 lbf) is applied for a period of 10 s to the exposed surfaces. The force is to be applied by a flat surface measuring approximately 100 by 250 mm (3.9 by 9.8 in).
Abuse Tests - Torque Test	16 CFR 1263 [UL 4200A-2023, Section 6.3.4A]	If a child can grasp any part of the battery compartment enclosure on a consumer product, including the door or cover, with at least the thumb and forefinger, or using teeth, apply the Torque Test for Removal of Components from the Standard Consumer Safety Specification for Toy Safety, ASTM F963, to the battery compartment enclosure, using a torque of at least 0.50 Nm (4.4 in-lbf).
Abuse Tests - Tension Test	16 CFR 1263 [UL 4200A-2023, Section 6.3.4B]	If a child can grasp any part of the battery compartment enclosure on a consumer product, including the door or cover, with at least the thumb and forefinger, or using teeth, apply the Tension Test for Removal of Components from the Standard Consumer Safety Specification for Toy Safety, ASTM F963, to the battery compartment enclosure, using a force of at least 72.0 N (16.2 lbf).
Abuse Tests - Compression Test	16 CFR 1263 [UL 4200A-2023, Section 6.3.4C]	If any surface of the battery compartment enclosure is accessible to a child and inaccessible to a flat surface contact during the Drop test in 6.3.2, apply the Compression Test from the Standard Consumer Safety Specification for Toy Safety, ASTM F963, to that surface, using a force of at least 136 N (30.6 lbf).
Abuse Tests - Compliance	16 CFR 1263 [UL 4200A-2023, Section 6.3.5]	After the tests of 6.3.2 – 6.3.4B, a force of 50 +10/-0 N (11.2 +2.2/-0 lbf) is applied for 10 s to the battery compartment door/cover or enclosure by a rigid test finger according to Test Probe 11 of the Standard for Protection of Persons and Equipment by Enclosures – Probes for Verification, IEC 61032. The probe is applied at the most unfavorable place and in the most unfavorable direction. The force shall be applied in only one direction. A battery compartment door/cover shall not open and shall remain functional. The battery shall not be accessible.
Abuse Tests - Secureness Test	16 CFR 1263 [UL 4200A-2023, Section 6.4]	Button/coin cells that are not intended for user removal or replacement, and are accessible based on 5.3 and 5.4, shall comply with the following test. Compliance is checked by application of a test hook as shown in Figure 6.3, with a force of 20 ±2 N (4.5 ±0.4 lbf), directed outwards, applied for 10 s at all points where this is possible. During the test, the button/coin cell shall not become separated from the product.

PROTOCOL VERSION	DESCRIPTION OF CHANGE	DATE REVISION / APPROVED BY
1700-1	1) Developed Supplemental Protocol	Oct 2023 / Elizabeth Armstrong
1700-2	1) Updated chart to be a clearer image	March 2024 / Charlene Swanson