

HOME

Vendor Owned Process Training

[Recording Available Here](#)

Technical Design Training & Standards Team | 2024

KOHL'S

PRESENTATION AGENDA

01

CTD Expectations

02

Tools & Resources

03

Delivering Kohls Quality

04

Attaching Tech Pack to PLM

CTD Expectations



EXPECTATIONS

CTD & VENDOR EXPECTATIONS:

- *Evaluate all Kohl's samples
- *Use Kohl's Brand ID dimensions as starting point
- *Meet or Exceed Kohl's Minimum Construction Standards
- *Use Kohl's Preferred Trim Suppliers
- *Champion Kohl's Quality & Standards in all Private Label goods
- *Validate Kohl's quality from prototype through production
- *Upload final tech pack in onePLM

KOHL'S EXPECTATIONS:

- *Provide Fit & Quality Resources containing:
 - Brand IDs
 - Minimum Construction Standards
 - How to Measure & Weigh Guidance
 - Label Placement Guides
 - Home Textiles Defect Library
- *Support vendors questions regarding consistency and quality
 - Pre Development: Training & Standards Team
 - In Development: Testing/Inspections Team

CTD EXPECTATIONS

Sampling

- Engage CTD to set your Kohl's sample for successful execution
- Leverage Kohl's Fit & Quality Resources:
 - Brand IDs
 - Minimum Construction Standards
 - How to Measure & Weigh Resources
 - Label Placement Guides
 - Home Textile Defect Library

NOTE:

- CTD can reach out to TD Training & Standards team with questions at any stage

- Access to K-Link is essential to a successful execution of the Vendor Owned model

To reset your K-Link account, please call +1-262-703-1515 or email k-link@kohls.com

Construction & Fit Approval

- Apply any revisions as advised from Kohl's Production and/or Design team
- Kohl's CTD* internally evaluates/approves samples from counter to pre-production
 - NOTE: *If you are new to category, please engage with the Kohl's TD Training & Standards team to get on-boarded on process and fit expectations.
- CTD uploads factory tech pack/specification to the 'Attachments' tab in PLM for record keeping
- CTD sends a duplicate of the approved PP sample for reference to Kohl's Production

Production

- Participate in Pre-Production meeting to ensure production matches approval
- Ensure product is meeting or exceeding Minimum Construction Standards and Execution Standards are met
- Ensure trim qualities are sourced through [Kohl's Preferred Supplier list](#)

Tools & Resources



Fit & Quality Consistency

All Technical Design Resources can be found on K-link under
Resources >
Private & Exclusive Brands >
Global Technical Design >
Home

<https://link.kohls.com/resources/subcategory/design-home>

The screenshot shows the K-Link website interface. At the top, there is a navigation bar with 'RESOURCES' highlighted. A green callout '1' points to the 'RESOURCES' link. Below the navigation bar, a sidebar menu lists various categories: Logistics, Appendices, Forms, Invoicing, Monthly Updates, and View All. A green callout '2' points to the 'Private and Exclusive Brands' link in the sidebar. The main content area displays the 'Private and Exclusive Brands' page, which includes a header with the K-Link logo and the title 'Private and Exclusive Brands'. Below the header, there are sections for 'MONTHLY UPDATES', 'LABELS AND PACKAGING', 'PERFORMANCE TESTING', 'COLOR SERVICES', and 'GLOBAL TECHNICAL DESIGN'. A green callout '3' points to the 'GLOBAL TECHNICAL DESIGN' section. Under 'GLOBAL TECHNICAL DESIGN', there is a list of resources including 'Apparel Resource Tools', 'Apparel Body Charts, Grading, Extended Sizes', 'CTD OnePLM Manual', 'Apparel CTD Level 0-1', 'Apparel Associate TD/CTD Level 2', 'Apparel Technical Designer TD/CTD Level 3', and 'Apparel Mentor TD/CTD Level 4'. A green callout '4' points to the 'Home' link under 'GLOBAL TECHNICAL DESIGN'. The 'Home' page content includes a title 'Home', a description 'Kohl's Private and Exclusive branded Home information, procedures, and templates.', a contact email 'PD-TD_Home@Kohls.com', and a 'Forms' section with a list of documents such as 'Assembly Instructions Example', 'Assembly Instructions Template', 'Bill of Material Example', 'Bill of Material Template', 'Fabric ID - Furniture', 'Fabric ID - Home Textiles', 'Fabric ID - Rugs', and 'Fabric ID - Towels'. There is also a 'How To Measure Guides' section and a 'Home Textiles' link at the bottom.

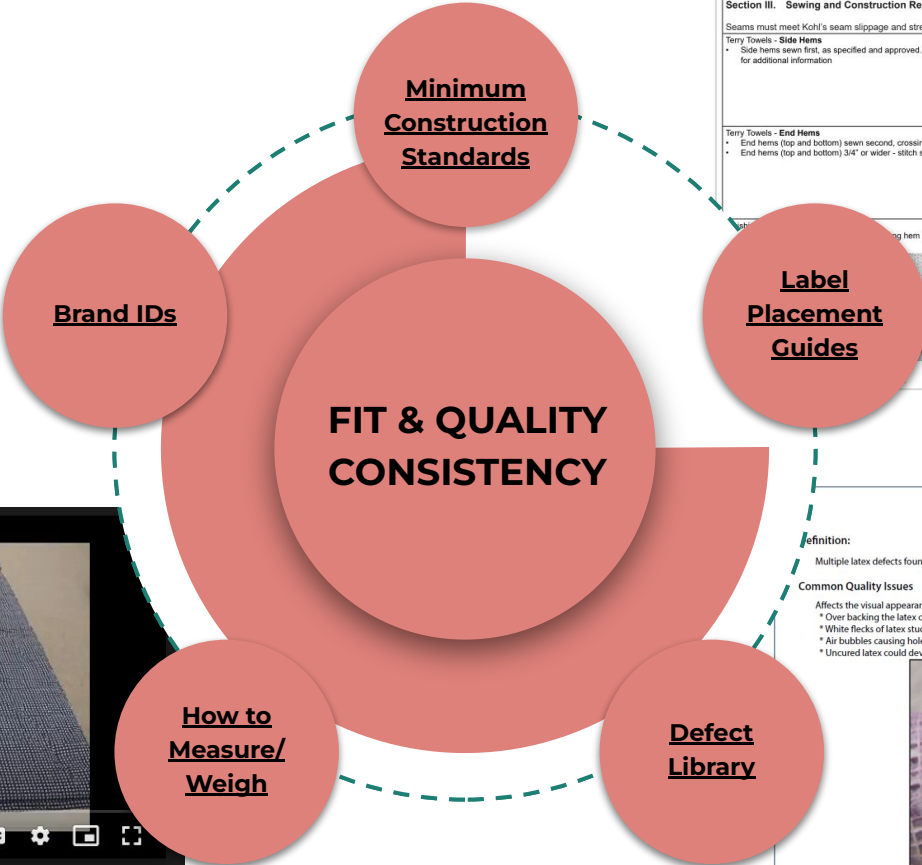
Fit & Quality Consistency - Requirements

KOHL'S BEDDING BRAND ID: BLANKETS & THROWS			
BLANKET DIMENSIONS			
	GOOD	BETTER	BEST
Fits to:	13"	15"	16"
Applies to:	Juvenile Big One	Cuddl Duds Sonoma Hotelier Miryana	Simply Vera
Twin	65"W x 93"L	69"W x 95"L	71"W x 96"L
Twin/Twin XL	65"W x 98"L	69"W x 100"L	71"W x 101"L
Twin XL	65"W x 98"L	69"W x 100"L	71"W x 101"L
Full	80"W x 93"L	84"W x 95"L	86"W x 96"L
Full/Queen	86"W x 98"L	90"W x 100"L	92"W x 101"L
Queen	86"W x 98"L	90"W x 100"L	92"W x 101"L
King	102"W x 98"L	106"W x 100"L	108"W x 101"L
King/Cal King	102"W x 102"L	106"W x 104"L	108"W x 105"L
Cal King	98"W x 102"L	102"W x 104"L	104"W x 105"L

*example - reference true Brand ID documents for the most up to date data

KOHLS MINIMUM CONSTRUCTION STANDARDS TOWELS		
REQUIREMENTS	Where QUALITY is the Major Consideration	Where PRICE is the Major Consideration
Section III. Sewing and Construction Requirements		
Seams must meet Kohl's seam slippage and strength requirements		
Terry Towels - Side Hems <ul style="list-style-type: none"> Side hems sewn first, as specified and approved. Refer to the Kohl's Tech Pack for additional information 	Recommended: SN LS, reinforced Allowed: SN CS with Schmale backtacking chainstitch machine head OR 2N CS, Stacking stitches (25-30 SPI) for 1". Tightly chained thread tails - 10mm length maximum	Recommended: SN LS, reinforced Allowed: SN CS with Schmale backtacking chainstitch machine head OR 2N CS, Stacking stitches (25-30 SPI) for 1". Tightly chained thread tails - 10mm length maximum
Terry Towels - End Hems <ul style="list-style-type: none"> End hems (top and bottom) sewn second, crossing side hem stitching End hems (top and bottom) 3/4" or wider - stitch sides of end hems closed 	Required: SN LS, reinforced	Recommended: SN LS, reinforced Allowed: SN CS with Schmale backtacking chainstitch machine head OR SN or 2N CS, Stacking stitches (25-30 SPI) for 1". Tightly chained thread tails - 10mm length maximum

Revised Date: 4/23/2024
PRIVATE & EXCLUSIVE BRANDS HOME 8



Latex Backing Defects

Definition:
Multiple latex defects found on the back side of rugs with a non-skid backing.

Common Quality Issues
Affects the visual appearance of the fabric or performance.

- * Over backing the latex causing the backing to become brittle and to crack/crumble.
- * White flecks of latex stuck to the face of the rug due to overspraying from the back.
- * Air bubbles causing holes or openings in the latex that could peel during normal use and care.
- * Uncured latex could develop yellow spots on the backing and has a strong ammonia smell.

Fit & Quality Consistency - BRAND IDs

Kohl's Brand Identification (Brand IDs) provide a baseline of dimensions and weights to be used as a starting point for Private Label development.

The Brand ID includes guidance for important steps of size/quality between good/better/best brand levels.

<p>BATH</p> <p>BEACH TOWELS</p> <p>CORE TOWELS</p> <p>DEC BATH TOWELS</p> <p>SHOWER CURTAINS</p>	<p>BEDDING</p> <p>BLANKETS & THROWS</p> <p>DUVET COVERS</p> <p>FASHION COMFORTERS</p> <p>PILLOWS & SHAMS</p> <p>QUILTS, COVERLETS, BEDSPREADS</p> <p>SHEETS (WOVEN)</p> <p>STANDARD MATTRESS DIMENSIONS</p>
---	--

<p>KITCHEN</p> <p>KITCHEN TOWEL</p> <p>TABLE LINENS</p>
--

KOHL'S BEDDING BRAND ID:			
BLANKETS & THROWS			
BLANKET DIMENSIONS			
	GOOD	BETTER	BEST
Fits to:	13"	15"	16"
Applies to:	Juvenile	Cuddl Duds	Simply Vera
	Big One	Sonoma Hotelier Mirvana	
Twin	65"W x 93"L	69"W x 95"L	71"W x 96"L
Twin/Twin XL	65"W x 98"L	69"W x 100"L	71"W x 101"L
Twin XL	65"W x 98"L	69"W x 100"L	71"W x 101"L
Full	80"W x 93"L	84"W x 95"L	86"W x 96"L
Full/Queen	86"W x 98"L	90"W x 100"L	92"W x 101"L
Queen	86"W x 98"L	90"W x 100"L	92"W x 101"L
King	102"W x 98"L	106"W x 100"L	108"W x 101"L
King/Cal King	102"W x 102"L	106"W x 104"L	108"W x 105"L
Cal King	98"W x 102"L	102"W x 104"L	104"W x 105"L

**example - reference true Brand ID documents for the most up to date data*

Fit & Quality Consistency - [MCS](#)

Minimum Construction Standards (MCS) provide minimum requirements for quality in Kohl's Private Label goods.

These documents provide a wide range of information include guidance on stitches and seams, fabric, construction, and more.

As a Kohls CTD, it is your responsibility that all samples and production adhere to these requirements.



- [MCS - Bedding](#)
- [MCS - Blankets & Throws](#)
- [MCS - Filled Products](#)
- [MCS - Furniture](#)
- [MCS - Kitchen & Tabletop Textiles](#)
- [MCS - Rugs](#)
- [MCS - Shower Curtains](#)
- [MCS - Towels](#)
- [MCS - Window Treatments](#)

KOHL'S MINIMUM CONSTRUCTION STANDARDS

PRIVATE & EXCLUSIVE BRANDS HOME

FILLED PRODUCTS

All Private and Exclusive brands must follow
GLOBAL PRODUCT SERVICES/TECHNICAL DESIGN

 MINIMUM CONSTRUCTION STANDARDS TOWELS		
REQUIREMENTS	Where QUALITY is the Major Consideration	Where PRICE is the Major Consideration
Section III. Sewing and Construction Requirements		
Seams must meet Kohl's seam slippage and strength requirements		
Terry Towels - Side Hems <ul style="list-style-type: none"> Side hems sewn first, as specified and approved. Refer to the Kohl's Tech Pack for additional information 	<i>Recommended:</i> SN LS, reinforced Allowed: SN CS with Schmale backtacking chainstitch machine head OR 2N CS, Stacking stitches (25-30 SPI) for 1". Tightly chained thread tails - 10mm length maximum	<i>Recommended:</i> SN LS, reinforced Allowed: SN CS with Schmale backtacking chainstitch machine head OR 2N CS, Stacking stitches (25-30 SPI) for 1". Tightly chained thread tails - 10mm length maximum
Terry Towels - End Hems <ul style="list-style-type: none"> End hems (top and bottom) sewn second, crossing side hem stitching End hems (top and bottom) 3/4" or wider - stitch sides of end hems closed 	<i>Required</i> SN LS, reinforced	<i>Recommended</i> SN LS, reinforced Allowed: SN CS with Schmale backtacking chainstitch machine head OR SN or 2N CS, Stacking stitches (25-30 SPI) for 1". Tightly chained thread tails - 10mm length maximum
Finishing: Clean Finished Hems <ul style="list-style-type: none"> Hem stitching must be applied evenly along hem opening, no more than 1/16" - 1/8" away from edge 		
		
GLOBAL PRODUCT SERVICES/TECHNICAL DESIGN PRIVATE & EXCLUSIVE BRANDS HOME		

Fit & Quality Consistency - [Label Placement Guides](#)

Label Placement Guides provide guidance for consistency in label placement and application for Kohl's Private Label.

These documents provide a wide range of product types and variations.

As a Kohls CTD, it is your responsibility that all samples and production adhere to these requirements.

Home Textiles - Label Placement Bath and Beach Products	
<p>Back View</p> <p>OR</p>	<p>701 - Core Bath All Overlock Towels</p> <p>Main/Care Label: Back, inserted in top or bottom stitching, approx. 2 1/2" from side stitching.</p> <p>UPC Label: 1/4" - 1" from Main/Care label toward center.</p> <p>*All labels in a set or collection must be on the same end.</p> <p>Tracking Label: Stacked behind Main/Care Label or info printed on back of Main/Care Label</p>

BATH

[LP BATH AND BEACH](#)

[LP RUGS](#)

BEDDING

[LP BEDDING](#)

KITCHEN

[LP KITCHEN](#)

LIVING/HOME FURNISHINGS

[LP RUGS](#)

Fit & Quality Consistency - [Defect Library](#)

The Defect Library provides guidance for common defects found in home textiles products.

This documents provide a wide range of examples.

As a Kohls CTD, it is your responsibility that all samples and production adhere to these requirements.

It is also recommended that you are familiar with the Kohl's Defect Classification Lists (DCL) available on K-link under the Quality Assurance section:

[DCL for Softlines](#) (includes Soft Home)

[DCL for Hardlines](#) (includes Hard Home)


Weight Inconsistency

Definition:

Inconsistent weight between components of a set or within a collection.

Common Quality Issues

Affects the visual appearance of the fabric due to different pile height, shading, and/or high contrast of texture.
Causes inconsistent wearing or longevity of the fabrics with normal use care.



Fit & Quality Consistency - How to Measure/Weigh

The How-to-Measure and How-to-Weigh resources below provide guidance for measuring and weighing methods, to ensure consistency in evaluation.

These documents provide a wide range of points of measure and weight on various product types.

As a Kohls CTD, it is your responsibility that all samples and production adhere to these requirements.

BATH

[HTM+W BATH & BEACH](#)

[TOWEL WEIGHT
CALCULATOR](#)

[HTM RUGS](#)

[HTM TRIMS](#)

BEDDING

[HTW BATTING GUIDE](#)

[HTW BATTING VIDEO](#)

[HTM BEDDING](#)

[HTM TRIMS](#)

KITCHEN

[HTM+W KITCHEN](#)

[TOWEL WEIGHT
CALCULATOR](#)

[HTMS TRIMS](#)

LIVING/HOME FURNISHINGS

[HTM RUGS](#)

[HTM WINDOW TREATMENTS](#)

[HTM TRIMS](#)

[HTM BOOKCASE](#)

[HTM SEATING](#)

[HTM TABLE](#)

[HTM UMBRELLA & BASE](#)

Fit & Quality Consistency - [Preferred Suppliers](#)

The screenshot displays the K-Link by Kohl's website interface. At the top left is the logo, and at the top right are the links 'REPORTS' and 'RESOURCES'. A navigation bar contains categories: Digital, EDI, Global Trade Compliance, Legal, and Logistics. The 'Digital' category is expanded to show sub-items like 'Direct Ship (DSN)', 'Item Production', 'Digital Vendor Marketing', and 'Consumer Generated Content'. The 'Private and Exclusive Brands' category is selected, showing sub-items like 'Monthly Updates', 'Labels and Packaging', 'Performance Testing', 'Color Services', and 'View All'. A red arrow points from 'View All' to the 'PREFERRED TRIM SUPPLIERS' item in the left sidebar. The main content area features a large purple and blue header 'Private and Exclusive Brands' with a right-pointing arrow. Below this is a table of contents with categories: MONTHLY UPDATES, LABELS AND PACKAGING, PERFORMANCE TESTING, COLOR SERVICES, GLOBAL TECHNICAL DESIGN, QUALITY ASSURANCE, PREFERRED TRIM SUPPLIERS, FOOTWEAR, ONEPLM, and MATERIAL MANAGEMENT. The 'PREFERRED TRIM SUPPLIERS' section is expanded to show: 'Preferred Trim Suppliers' (with a sub-item 'Trim Supplier Matrix' circled in green), 'Preferred Trim Suppliers (Alphabetical order)' (with a sub-item 'Trim Supplier Contact Information' circled in green), 'New Trim Request Form for PLM' (with a sub-item 'New Trim Request Form'), and 'Button Suppliers' (with sub-items 'AZI' and 'AZI Bio').

K-Link
by KOHL'S

REPORTS RESOURCES

Digital
Direct Ship (DSN)
Item Production
Digital Vendor Marketing
Consumer Generated Content

Private and Exclusive Brands
Monthly Updates
Labels and Packaging
Performance Testing
Color Services
View All

EDI
Mapping Guidelines

Global Trade Compliance
Customs Compliance

Legal

Logistics
Appendices

Private and Exclusive Brands

MONTHLY UPDATES	
LABELS AND PACKAGING	
PERFORMANCE TESTING	
COLOR SERVICES	
GLOBAL TECHNICAL DESIGN	
QUALITY ASSURANCE	
PREFERRED TRIM SUPPLIERS	Preferred Trim Suppliers Trim Supplier Matrix (Last Updated: 04/22/2024) Adaptive Trim Supplier Matrix (Last Updated: 04/22/2024) Preferred Trim Suppliers (Alphabetical order) Trim Supplier Contact Information (Last Updated: 01/01/2021) New Trim Request Form for PLM New Trim Request Form (Last Updated: 08/15/2021) Button Suppliers AZI AZI Bio (Last Updated: 04/01/2021)
FOOTWEAR	
ONEPLM	
MATERIAL MANAGEMENT	

**Delivering
Consistent Quality**



Customer Reviews


Regular monitoring and analysis of Kohl's customer reviews will be critical to your success as a Kohl's Supplier.

The Big One® Oversized Supersoft Plush Throw

★★★★ 4.6 (34520)

\$14.99-Reg
\$11.99 Sale

COLOR: GRAY JACQUARD



PRODUCT DETAILS

Filter Reviews

Search topics and reviews

Rating Age

1 - 8 of 34520 Reviews

Be sure to sort by most recent

Sort by Most Recent

Sonoma Goods For Life® Ultimate Performance Stripe Area and Throw Rug

[Sonoma Goods For Life](#)

★★★★ 4.4 (2791) [Write a review](#)



TS45

★☆☆☆☆
Disappointed

11 hours ago

I'm beyond disappointed. I've been an avid collector of these throw blankets, but my most recent purchase showed a significant decline in durability, thickness, and quality. The blanket itself was noticeably thinner and seemed cheaply made. One light wash caused threads to unravel, which never happened with the old throws. I hope this is just some weird aberration and is not indicative of the quality of the product going forward.

Helpful? (0) (0) [Report](#)

★★★★★
Best blankets!!!

12 hours ago

The BEST blankets Can't beat the quality comfort and price of the big one blankets

Length of Ownership 6 months

Yes, I recommend this product.

Helpful? (0) (0) [Report](#)



**Vendor Owned
Tech Pack to PLM**



Vendor Owned Tech Pack to PLM

Tech Pack Requirements

- Sketch Page or photos including front & back views
- Construction Details (stitches & seam info, assembly order, any other details)
 - Specifying requirements above Kohl's Minimum Construction Standards
- Sizing Information (Points of Measure, sizing names if applicable (ie Twin, Twin/XLT, etc))
- Front, Back, & Detail images
 - Final approved version only
- BOM – including all fabrics, battings, scrim, trims etc. Templates are available below:
 - [Fabric ID Textile](#)
 - [Fabric ID Rugs](#)
 - [Fabric ID Towels](#)
 - [Fabric ID Furniture](#)
 - [Bill of Materials \(Furniture\)](#)
- Label placement information

Vendor Owned Tech Pack to PLM - How to Upload

Access the style via style search:

KOHL'S Style Global Search

DESIGN CENTER Style: LIST

DESIGN CENTER DASHBOARD

• Style

Advanced Search: Style

Style Search

Style No Request No

Description Development Stage

Season Commodity

Brand Division

Customer Product Type

Buy Program Product Category

Style Status Merchandise Code

Base Request No Created By

Dept

Actors

Product Manager Associate Product Manager

Product Coordinator Product Specialist

Designer Assoc/Asst Designer

Technical Designer Classification Contact

BOM Component Search

Supplier Ref # Material Name

Operational Search

Field	Operation	Value
<input type="text"/>	<input type="text"/>	<input type="text"/>
<input type="text"/>	<input type="text"/>	<input type="text"/>
<input type="text"/>	<input type="text"/>	<input type="text"/>

Change Tracking Search

Changes Since

Vendor Owned Tech Pack to PLM - How to Upload

Alternatively, you can search more broadly by setting one or more search parameters.

In this example, the search results will only return styles assigned to you in SP25 under the Vera brand:

The screenshot shows the KOHL'S Design Center search interface. The top navigation bar includes the KOHL'S logo, navigation arrows, a 'Style' dropdown menu, a 'Quick Search' input field with a 'Go' button, and a 'Global Search' button. The left sidebar contains 'DESIGN CENTER DASHBOARD' and a 'Style' filter. The main content area is titled 'Style: LIST' and features an 'Advanced Search: Style' section. This section contains several search filters: 'Style Search' (Style No, Request No, Description, Development Stage, Season, Commodity, Brand, Division, Customer, Product Type, Buy Program, Product Category, Style Status, Merchandise Code, Base Request No, Created By, Dept), 'Actors' (Product Manager, Associate Product Manager, Product Coordinator, Product Specialist, Designer, Assoc/Asst Designer, Technical Designer, Classification Contact), 'Operational Search' (Field, Operation, Value), 'Change Tracking Search' (Changes Since), and 'BOM Component Search' (Supplier Ref #, Material Name). Three callout boxes are present: callout 1 points to the 'Season' filter with the value 'SP25'; callout 2 points to the 'Brand' filter with the value 'SIMPLY VERAVERA WA'; callout 3 points to the 'Search' button at the bottom right. The 'Clear Fields', 'Cancel', and 'Save' buttons are also visible at the bottom.

Vendor Owned Tech Pack to PLM

Be sure to select the correct season - in this example SP25:

Style: LIST

Advanced Search: Style

Style List < 1 >

Mass Style Handoff Report Tech Spec All Report Tech Spec-Fit Active Report

<input type="checkbox"/>		Style No	Description	Development Stage	Request No	Base Request No	Style Status	Season	Commodity	Brand	Division
<input type="checkbox"/>		L 11SNBBPBS	SN BOXPLEAT BEDSKIRT	FIT APPROVED	00623685		CONFIRMED	SP21	HOME	SONOMA	HOM
<input type="checkbox"/>		L 11SNBBPBS	SN BOXPLEAT BEDSKIRT	FIT APPROVED	00632030		CONFIRMED	FA21	HOME	SONOMA	HOM
<input type="checkbox"/>		L 11SNBBPBS	SN BOXPLEAT BEDSKIRT	FIT APPROVED	00648531		CONFIRMED	SP22	HOME	SONOMA	HOM
<input type="checkbox"/>		L 11SNBBPBS	SN BOXPLEAT BEDSKIRT	FIT APPROVED	00661451		CONFIRMED	FA22	HOME	SONOMA	HOM
<input type="checkbox"/>		L 11SNBBPBS	SN BOXPLEAT BEDSKIRT	FIT APPROVED	00673146		CONFIRMED	SP23	HOME	SONOMA	HOM
<input type="checkbox"/>		L 11SNBBPBS	SN BOXPLEAT BEDSKIRT	NEW	00682055		CONFIRMED	FA23	HOME	SONOMA	HOM
<input type="checkbox"/>		L 11SNBBPBS	SN BOXPLEAT BEDSKIRT	CANCELLED	00692626		CONFIRMED	SP24	HOME	SONOMA	HOM
<input type="checkbox"/>		L 11SNBBPBS	SN BOXPLEAT BEDSKIRT	NEW	00711192		CONFIRMED	FA24	HOME	SONOMA	HOM
<input type="checkbox"/>		L 11SNBBPBS	SN BOXPLEAT BEDSKIRT	DEVELOPMENT	00725752		NEW	SP25	HOME	SONOMA	HOM

Vendor Owned Tech Pack to PLM

Once in the style shell - navigate to the 'Attachments' tab:

Style: 11SNBBPBS

Overview Design Intent Constructions Instructions POM Samples BOM **Attachments** Indicators Events >>


▼ Style Overview

Smart Copy Request Sample Tech Spec All Tech Spec/Fit Active Style Handoff Report Refresh

► Style Status & Actors

▼ Style Information

Edit Image Large Image



[+]Add Image [-]Remove Image

Style Information

Style No	Style Description	Development Stage	TD Style Development Handoff
11SNBBPBS	SN BOXPLEAT BEDSKIRT	DEVELOPMENT	08/04/2024
TD Dev Location	Technical Designer	Base Request No	Design Handoff Date
MILWAUKEE	KATE ANDERSON		
Design Definition	Gender		

Tech Design Notes

Hierarchy Information

Fiscal Season	Commodity	Brand	Division
SP25	HOME	SONOMA	HOME-SOFT
Product Type			
BEDDING			

Apparel Attributes

Sourcing Type	Level of Newness	Hang/Fold	Multipack
POLYESTER			1

Vendor Owned Tech Pack to PLM

Navigate to an open line item on the "Attachments" tab.

Select "C" for the File Upload window to appear.

Add your file - be sure to add a description to help Kohl's identify the file.

Once added, you must select 'Save'.

Style: 115NBBPBS

Overview Design Intent Constructions Instructions POM Samples BOM Attachments Indicators Events >>

More Actions... Save

Attachments Report Download files

Sort	Attachment No	Attachment Type	Description	Vendor	Attached By	Date	
<input type="checkbox"/>	1	IMAGE	--Select--			SUSAN MORATH	20
<input type="checkbox"/>		IMG1	--Select--			MORATH	20
<input type="checkbox"/>			--Select--				
<input type="checkbox"/>			--Select--				

<input type="checkbox"/>	3	IMG2	--Select--			VENDOR TECH PACK ABC123	
--------------------------	---	------	------------	--	--	-------------------------	--

THANK YOU

Questions/Support:

Tech Design Training & Standards Team

angela.caruso@kohls.com

kami.amann@kohls.com

