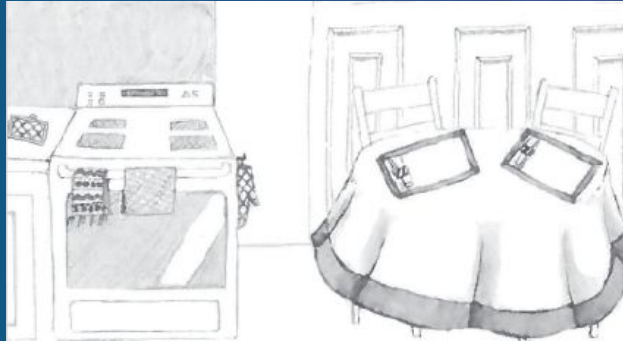


# Kohl's Home Textiles



## Label Placement

800 – Kitchen Products

**KOHL'S**

# Table of Contents

- Tablelinens 801.....Slide 3-5
- Towels 802.....Slide 6-7
- Apron 803.....Slide 8
- Oven Mitt 803.....Slide 9
- Pot Holder 803.....Slide 10

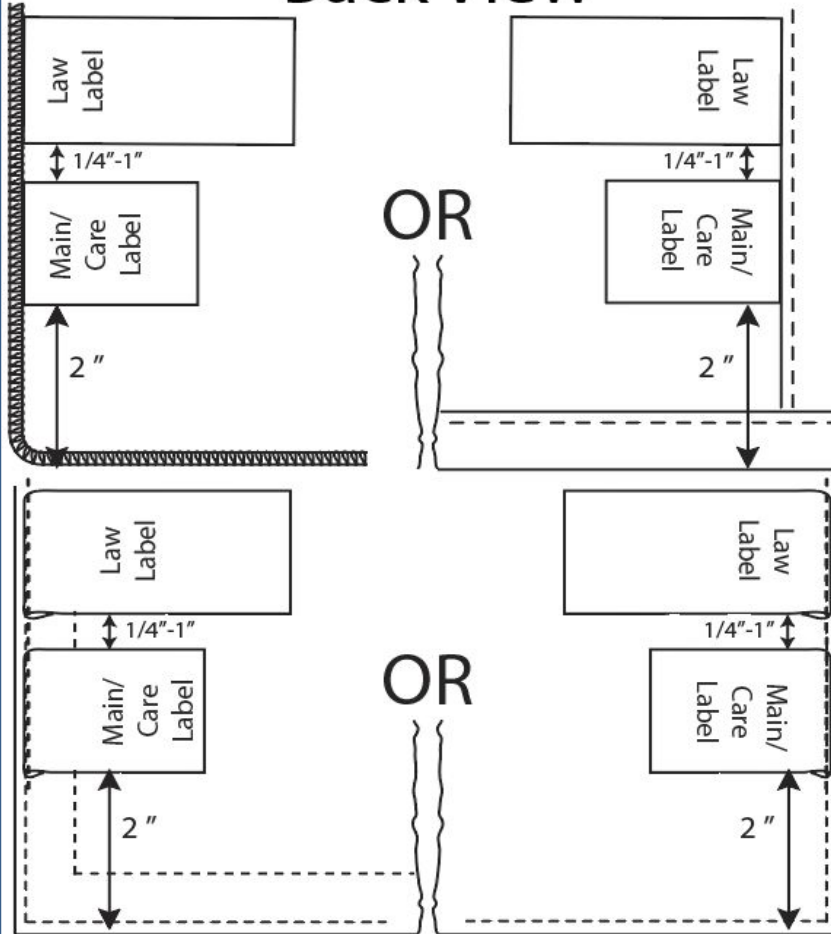
Please visit K-Link for information regarding:

- Law Label

# Home Textiles - Label Placement

## Kitchen Products

### Back View



### 801 - Kitchen

### Tablelinen - Rectangle/Square

#### Main/Care Label:

Back, side, inserted in binding, hem, overlock stitching or topstitched, 2" from bottom.

If applicable, align stitching directly over stitch line.

#### Tracking Label:

Stacked behind Main/Care Label or info printed on back of Main/Care Label

#### Law Label (if applicable):

1/4"-1" from Main/Care label or stacked.

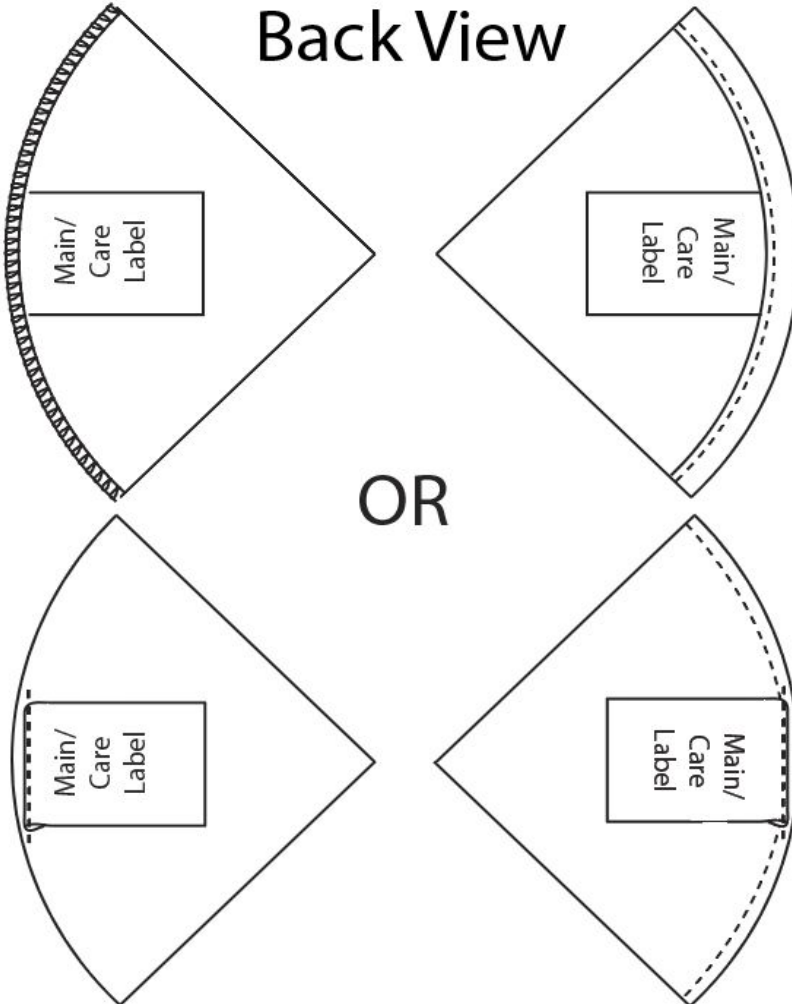
(Law label must be visible through packaging)

\*All tablelinens in a set or collection must have the same label placement.

# Home Textiles - Label Placement

## Kitchen Products

Back View



### 801 - Kitchen Tablelinen - Oval/Circle

**Main/Care Label:**  
Back, inserted in binding, hem, overlock stitching or topstitched. If applicable, align stitching directly over stitch line.

**Tracking Label:**  
Stacked behind Main/Care Label or info printed on back of Main/Care Label

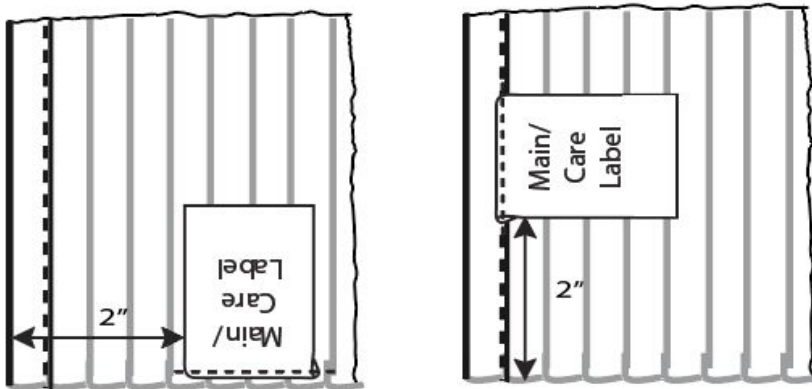
**Law Label (if applicable):**  
1/4"-1" from Main/Care label or stacked.

(Law label must be visible through packaging)

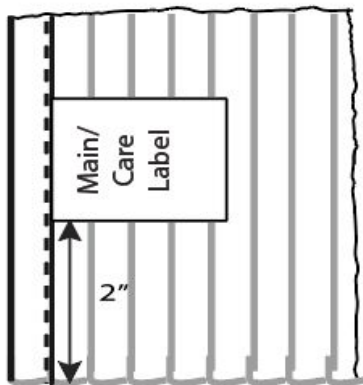
# Home Textiles - Label Placement

## Kitchen Products

### Back View



OR



### 801 - Kitchen Tablelinens - Woven

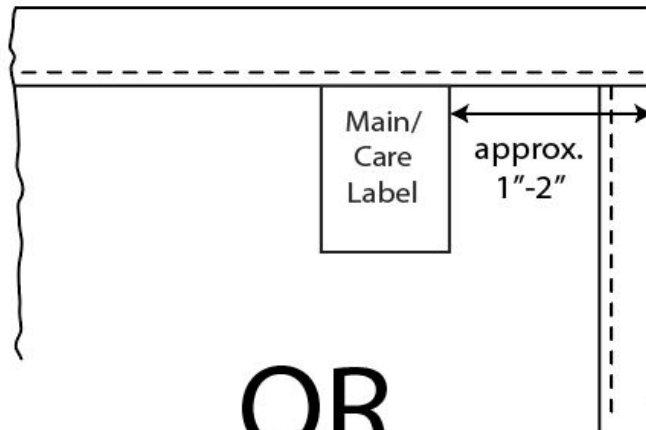
Main/Care Label:  
Back, topstitch 2" from edge or insert  
in hem.

Tracking Label:  
Stacked behind Main/Care Label or info  
printed on back of Main/Care Label

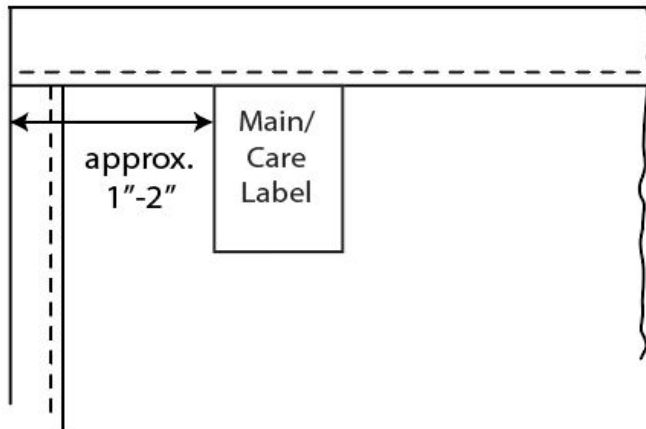
# Home Textiles - Label Placement

## Kitchen Products

### Back View



**OR**



### 802 - Kitchen Towels and Dishcloths

**Main/Care Label:**  
Back, inserted in top hem,  
approx. 1''-2'' from side hem.

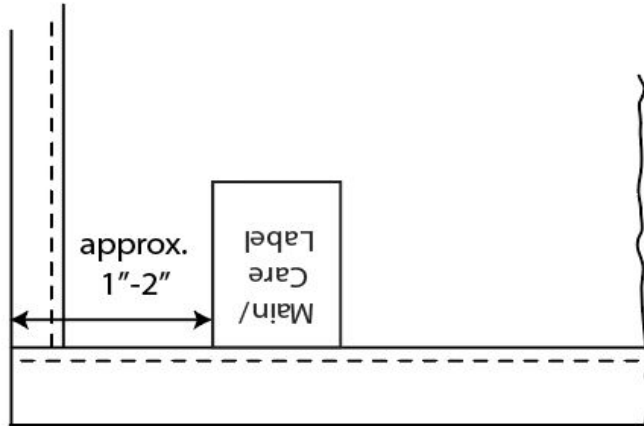
**Tracking Label:**  
Stacked behind Main/Care Label or info  
printed on back of Main/Care Label.

\*All labels in a set or collection must  
be on the same end.

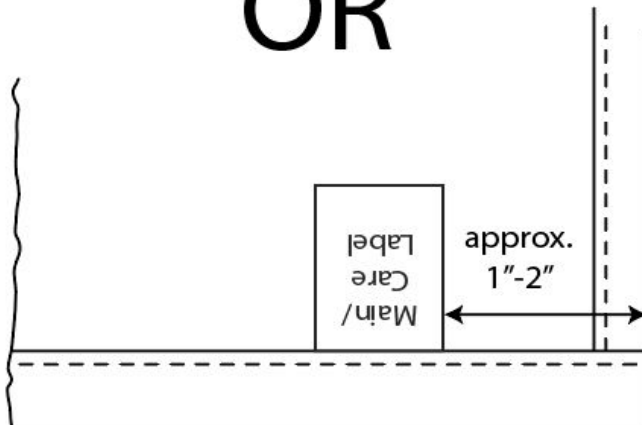
# Home Textiles - Label Placement

## Kitchen Products

### Back View



OR



### 802 - Kitchen Towels - Tie Top

Main/Care Label:  
Back, inserted in bottom hem,  
approx. 1"-2" from side hem.

Tracking Label:  
Stacked behind Main/Care Label or info  
printed on back of Main/Care Label.

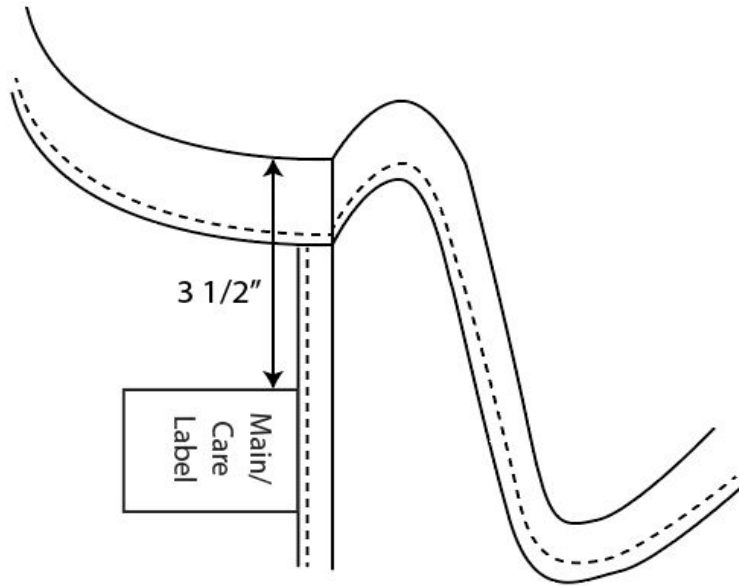
\*All labels in a set or collection must  
be on the same end.



# Home Textiles - Label Placement

## Kitchen Products

### Back View



### 803 - Kitchen Apron

**Main/Care Label:**  
Back, side, inserted in hem or binding,  
3 1/2" down from armhole edge.

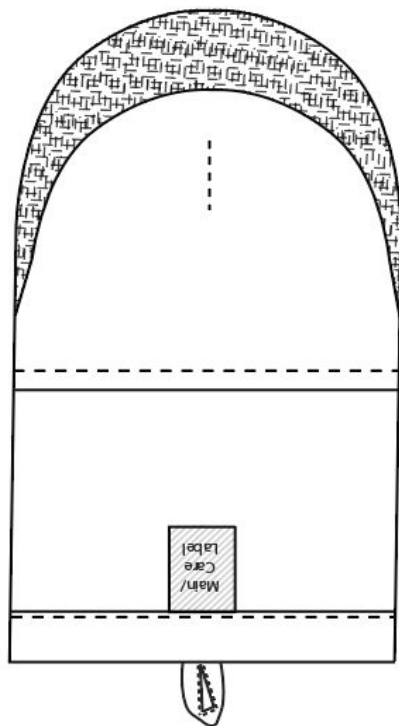
**Tracking Label:**  
Stacked behind Main/Care Label or info  
printed on back of Main/Care Label.



# Home Textiles - Label Placement

## Kitchen Products

### Outside View



### 803 - Kitchen Oven Mitt

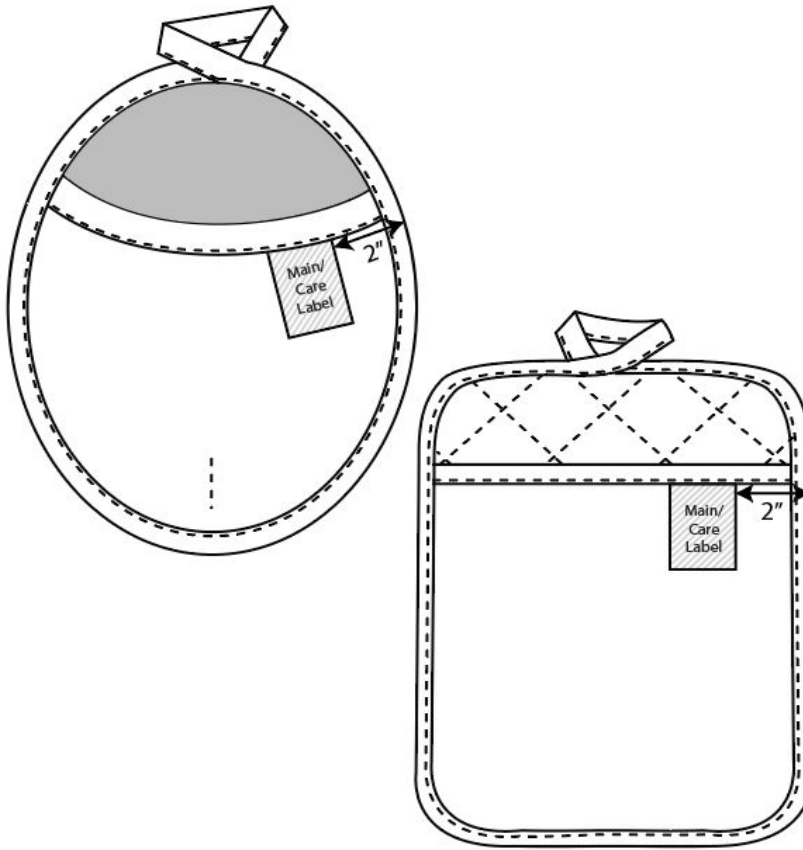
**Main/Care Label:**  
Inside, palm side, inserted in binding, centered.

**Tracking Label:**  
Stacked behind Main/Care Label or info printed on back of Main/Care Label.

# Home Textiles - Label Placement

## Kitchen Products

### Outside View



### 803 - Kitchen Pot Holder

Main/Care Label:  
Inside, back, inserted in binding,  
2" from right side of binding edge.

Tracking Label:  
Stacked behind Main/Care Label or info  
printed on back of Main/Care Label.