

Kohl's Home Textiles

How to Measure

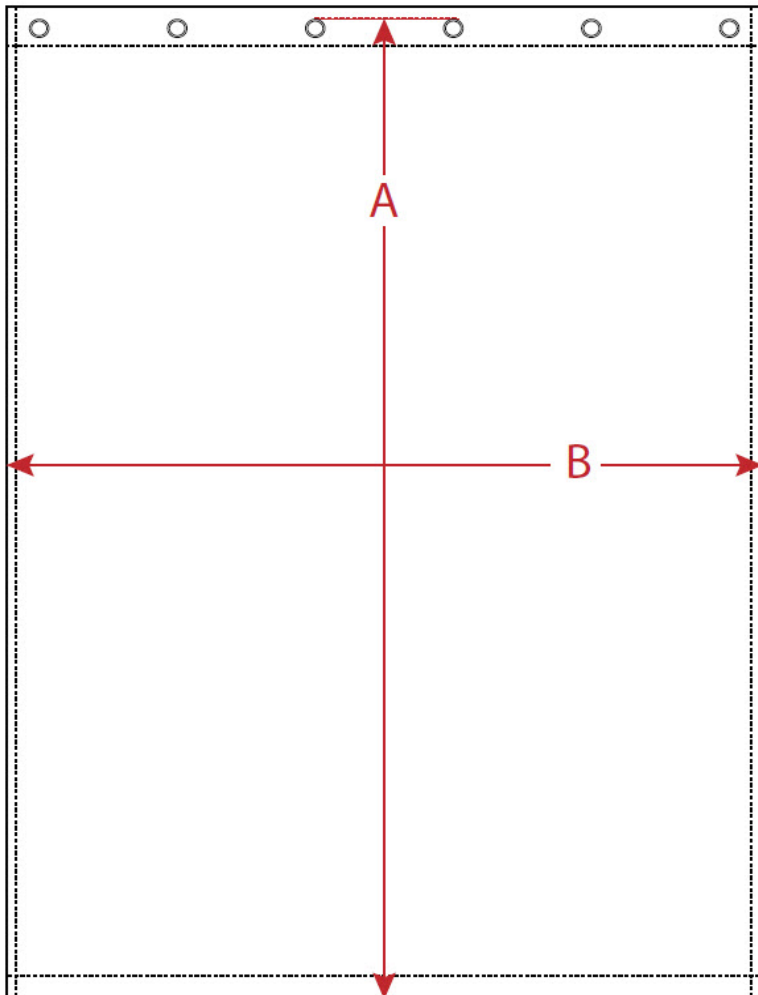
905 – Window Treatments

KOHL'S

Table of Contents

- PanelSlide 3-6
- TiebackSlide 7

Home Textiles - How To Measure Window Treatments



905

Panel/Valance - Grommets

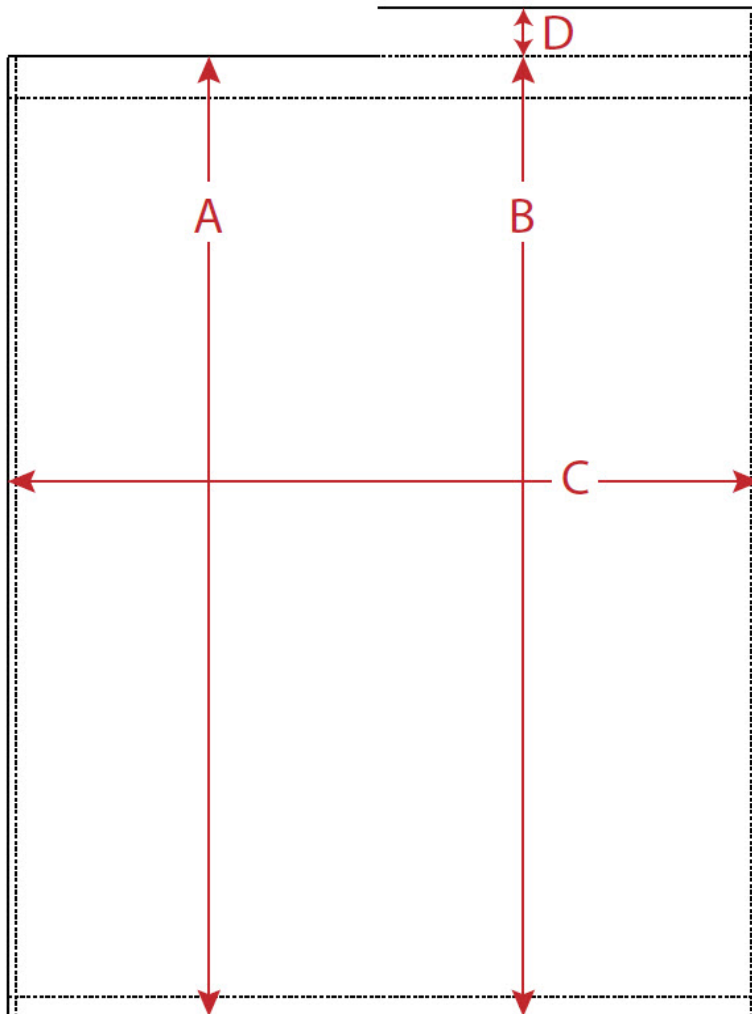
A - Length

Measure straight from top of grommet to bottom edge at center.

B - Width

Measure straight from edge to edge at center.

Home Textiles - How To Measure Window Treatments



905

Panel/Valance - Rod Pocket

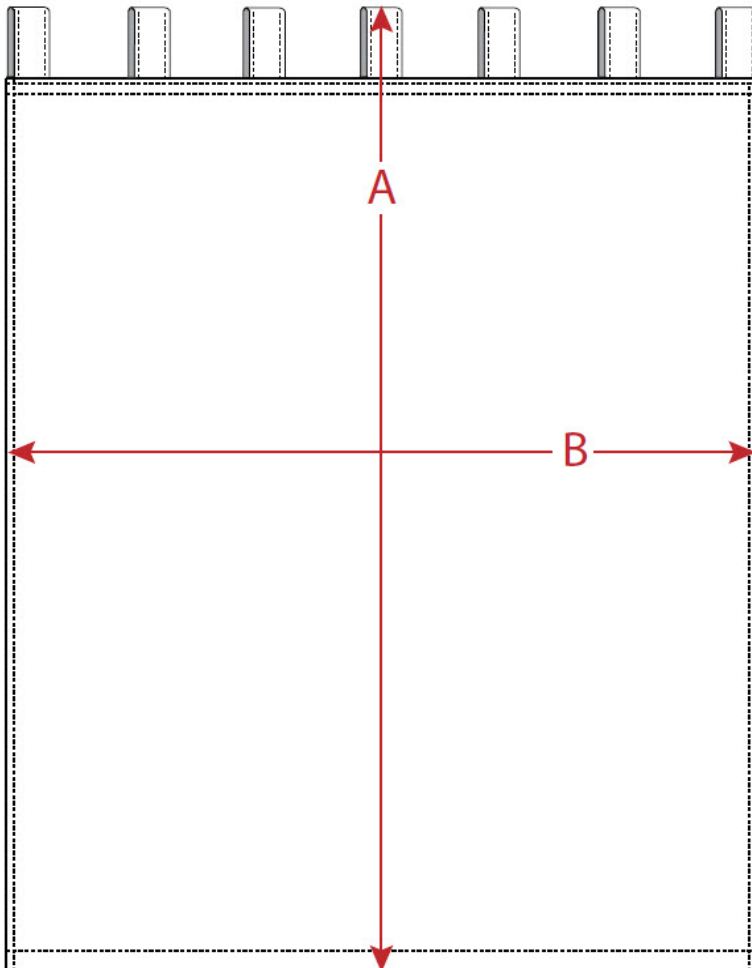
A - Length w/ Rod Pocket Only
Measure straight from top edge to bottom edge at center.

B - Length w/ Rod Pocket and Header
Measure straight from rod pocket stitch line to bottom edge at center.

C - Width
Measure straight from edge to edge at center.

D - Header Height
Measure straight from top edge to rod pocket stitch line.

Home Textiles - How To Measure Window Treatments



905

Panel/Valance - Tab Top

A - Length

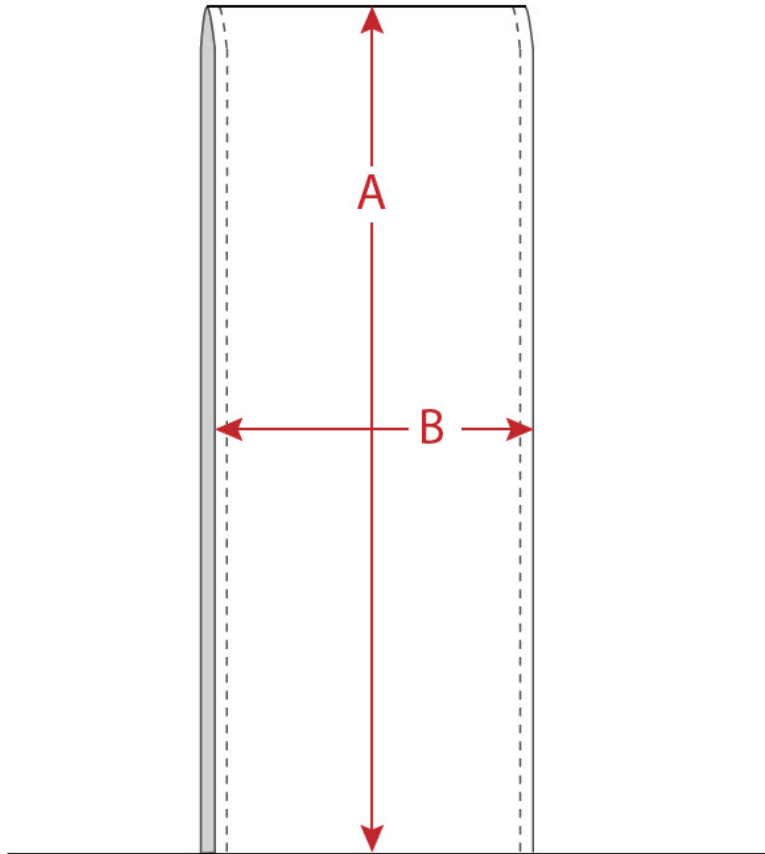
Measure straight from edge to edge at center, including tab in measurement.

B - Width

Measure straight from edge to edge at center.

Refer to next page for "How to Measure" Tab.

Home Textiles - How To Measure Window Treatments



905

Panel/Valance - Tab

A - Tab Length

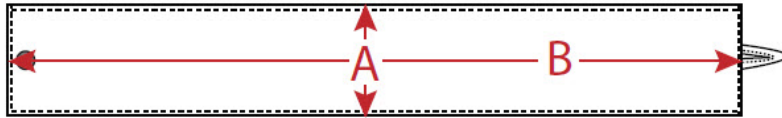
Measure straight from top of tab to bottom of tab at center.

B - Tab Width

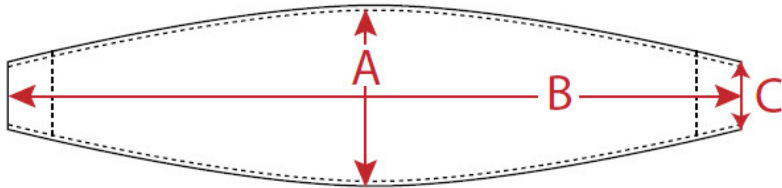
Measure straight from edge to edge at center.

Home Textiles - How To Measure Window Treatments

905 Tieback



A - Length
Measure straight from edge to edge at center, excluding loop.



B - Width
Measure straight from edge to edge at center.

C - Width at Side
Measure straight from edge to edge at side.
(only applicable if design varies in width)

Reference *Home Textiles How to Measure - Trim* manual for loop measurement.