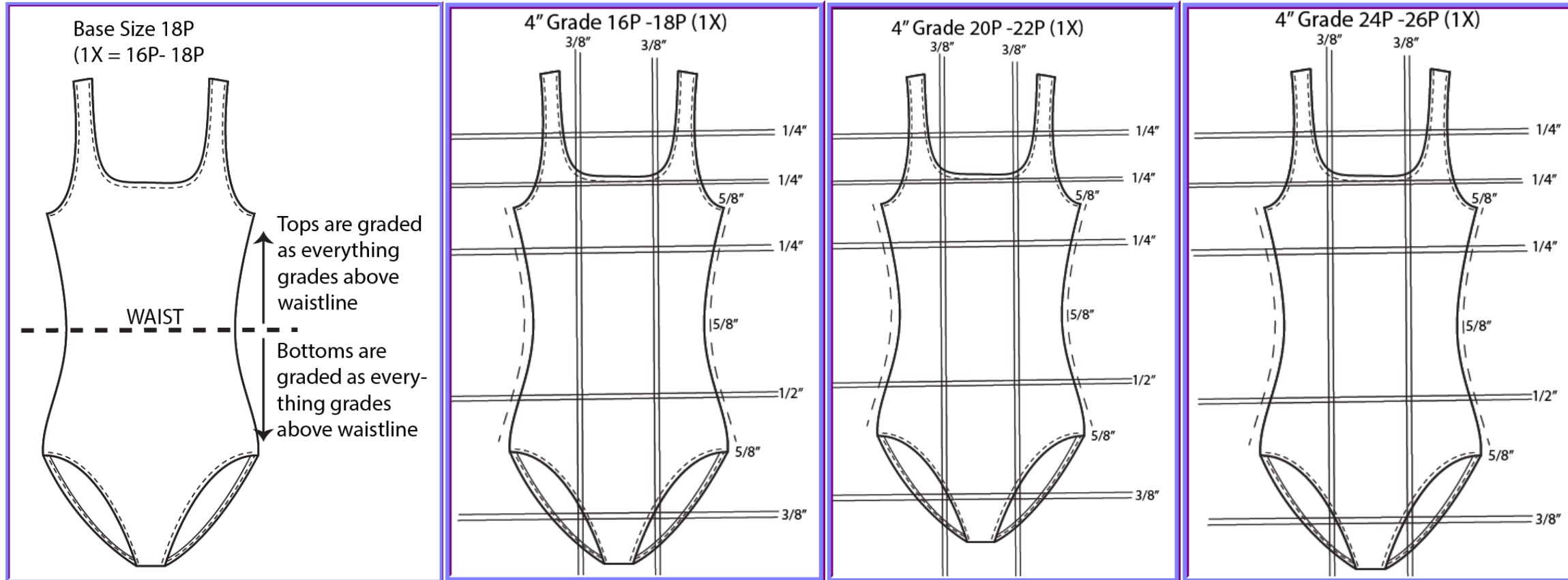
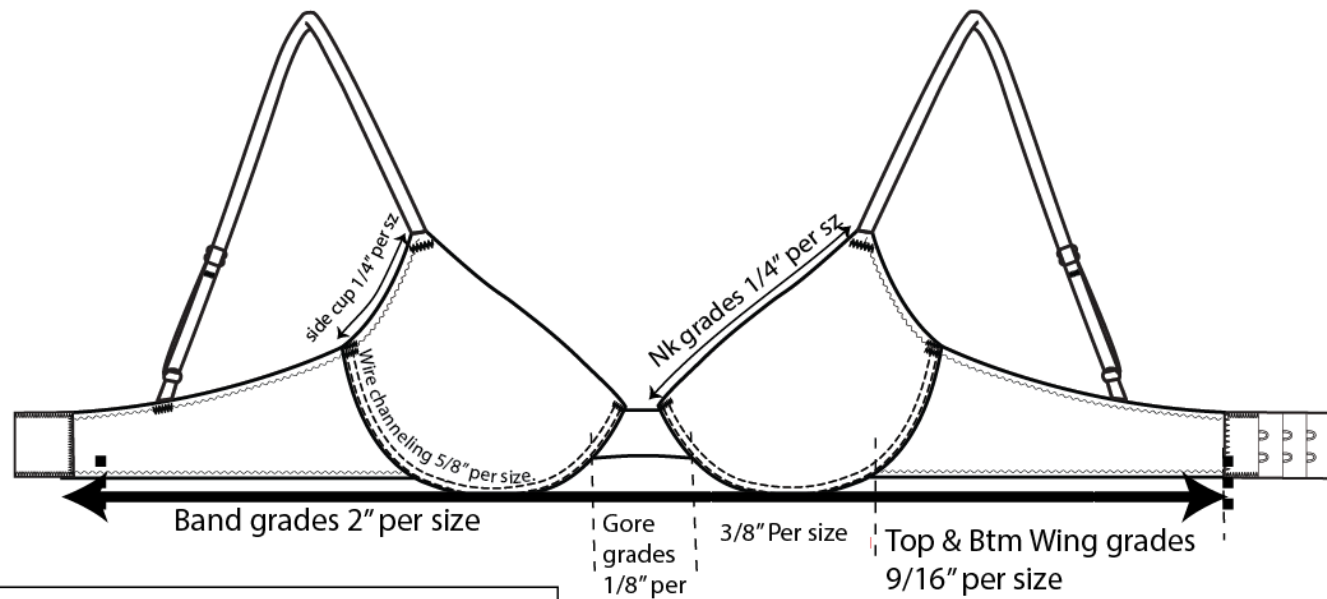


# JUNIOR PLUS - Swim Grade 1X-3X (Starting from Base Size 18P 1X)



## Grade between "C" cups for bra (34C to 36C) etc.



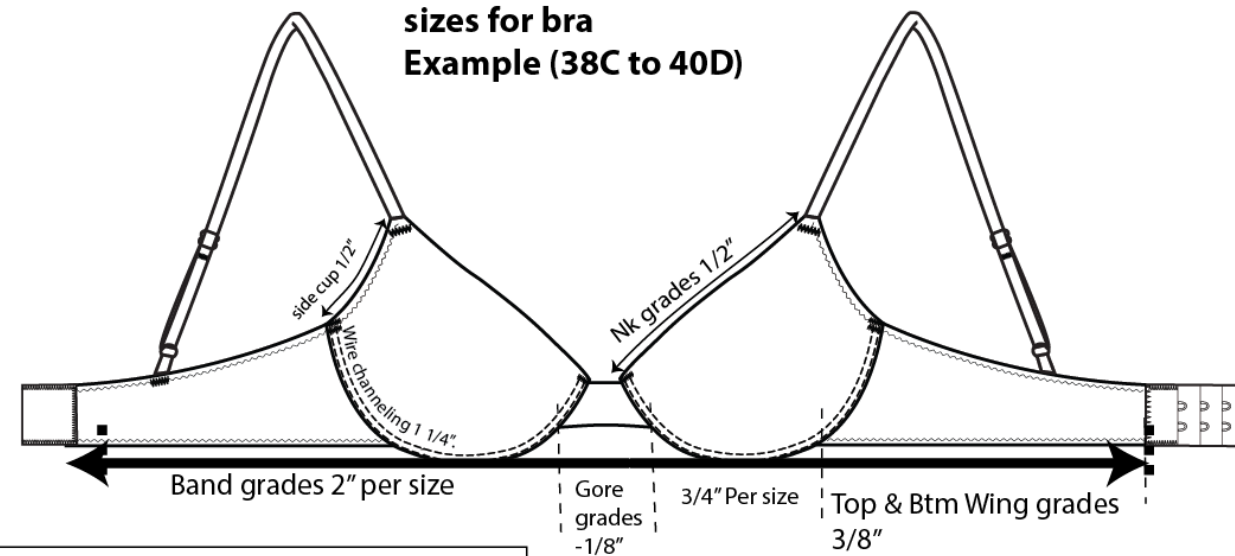
**Note:** The grade is subject to change based on the styling. Example: A plunge bra wire channelling usually grades 1/2" so you will need to add the 1/8" to the neckline. The circumference of the cup always remains the same.

Gore grades 1/8" per size in height & Btm width

3/8" Per size

Top & Btm Wing grades 9/16" per size

## Grade between cups & band sizes for bra Example (38C to 40D)



**Note:** The grade is subject to change based on the styling. Example: A plunge bra wire channelling usually grades 1/2" so you will need to add the 1/8" to the neckline. The circumference of the cup always remains the same.

Gore grades -1/8" Top width Btm width +1/8" Gore Height +1/4"



3/4" Per size

Top & Btm Wing grades 3/8"

When Going from 38C to 40D, the jump is one band size and 2 cup sizes.

JUNIOR PLUS - Swim Grade 1X –3X (Starting from Base Size 18P 1X)

# JUNIOR PLUS BODY CHART

SIZE	(1X)		(2X)		(3X)	
	16W	18W	20W	22W	24W	26W
Height Range	5'4"-5'8"					
Bra Size	42D/40DD		42DD		44DD/44DDD	
Bust Circumference		45		49		53
UnderBust (Rib Cage) Circumference		38 1/2		41		43
Waist Circumference		37 1/2		41 1/2		45 1/2
High Hip Circ. 5" down fm waist		44 1/2		48 1/2		52 1/2
Low Hip Circ. 8" down fm waist		47 1/2		51 1/2		55 1/2
Thigh Circumference @ 1" fm crotch		27		29 1/2		32
Total Rise Length		31 1/4		32 3/4		34 1/4
Total Torso Length @ HPS		~68		~		~

POM	onePLM Desc.		Tol. +	Tol. -	42D/40DD	42DD	44DD	46DD
200	Bra Btm band length excluding closure	NONE	1/2	- 1/2	@	0	2	4
208	Wing length@top edge	Gore Grade	1/4	- 1/4	@	- 1/4	1/4	13/16
209	Wing length@btm edge - Gore Graded	Gore Grade	1/4	- 1/4	@	- 1/4	1/4	13/16
221	*Horizontal cup seam over Apex	NONE	1/4	- 1/4	@	3/8	3/4	1 1/8
222	*Undercup along curve	NONE	1/4	- 1/4	@	3/8	3/4	1 1/8
223	*Sidecup		1/8	- 1/8		1/4	1/2	3/4
224	*Cup wire channel length-edge to edge	NONE	1/4	- 1/8	@	5/8	1 1/4	1 7/8
225	*Cup length @ neckline	NONE	1/4	- 1/4	@	1/4	1/2	3/4
226	*Cup height	NONE	1/4	- 1/4	@	3/8	3/4	1 1/8
230	*CF gore width @ top - Gore Graded	Gore Grade	1/8	1/8	@	0	-1/8	-1/8
231	*CF gore width @ btm - Gore Graded	Gore Grade	1/8	- 1/8	@	0	0	1/8
232	*CF gore height	NONE	1/8	- 1/8	@	1/8	1/4	3/8