

KOHL'S

Fit Sample Policy

*Global Technical Design
Apparel Resource Tools
Updated 12-1-20*

KOHL'S

Roles of Vendor & Kohl's in Fit Execution

KOHL'S TECHNICAL DESIGN GOAL: Execute design aesthetic accurately and fit consistently across multiple silhouettes, fabrics, vendors, meeting quality and safety guidelines in as few samples as possible.

VENDOR EXPECTATIONS:

- *Fit on [Kohl's Dressform](#)
- *Follow Kohl's Grade (in OnePLM)
- *Meet or Exceed [Kohl's Minimum Construction Standards](#)
- *Follow [Kohls Safety Standards](#)
- *Use [Preferred Suppliers](#)
- *Responsible to own and deliver amazing fit
- *Validate that production quality follows final tech pkg
- * Factory Pre-Production sample must be approved prior to production for quality assurance audit

KOHL'S EXPECTATIONS:

- *Provide [Fit Library](#) containing:
 - Landmark Documents
 - Grade Table & Schematics
 - Block Patterns
- * [How To Measure Guide](#) for consistency
 - Reference Minimum Construction Standards with additional construction callouts if above/beyond in Tech spec.
 - [OnePLM CTD Training](#)
- *Support vendors questions regarding consistency and quality

* Applies to all avenues of Kohl's/Vendor initiated Design/ owned Development

Roles of Vendor & Kohl's in Fit Execution

There are 3 Avenues for Development that are leveraged with Kohl's vendors based on business needs:

1. Kohl's Initiated Design / Kohl's Owned Development

*High touch

In-Season: Internal team shops, designs and develops into our seasonal concept and strategies

2. Shared Responsibility

Kohl's / Vendor collaboration

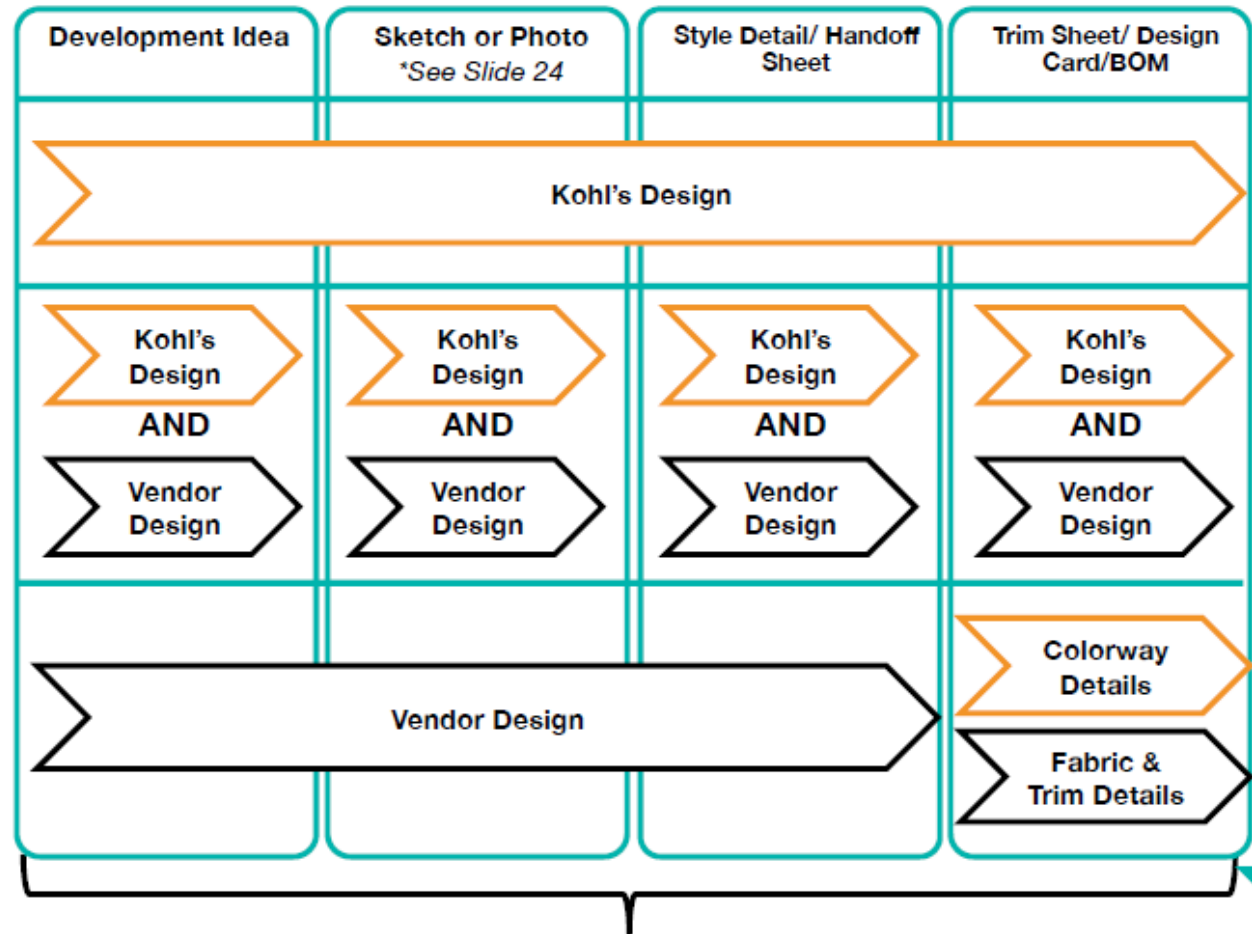
* High touch

Ongoing: Direct development and communication between Design and Product experts to drive innovation. Select group of product experts (Mills, suppliers, vendors) working directly with design

3. Vendor Initiated Design / Vendor Owned Development

* Low touch

In-Season: Kohl's shops from a vendor's line and picks product with minimal changes. If there are changes to the Vendor Design, the process follows #1 or #2



Style Handoff

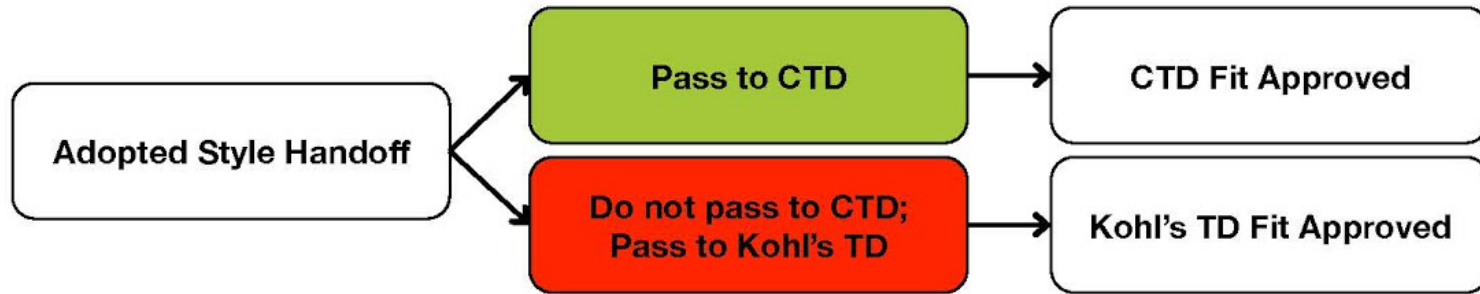
All Design/Development avenues must follow Kohl's Fit/Quality Expectations

Kohl's Fit Sample Policy is focused on fit sample management of #1 & #2 development avenues.

Role of CTD Program in Kohl's Fit Sample Review

The full overview of the Kohl's Certified Technical Designer program and levels can be found on K-Link under [CTD level 1 training](#).

Advantage of trained CTDs = Shortened fit approval lead times



Pass to CTD

Supplier must be compliant with One PLM, Illustrator, Kohl's brand / gender mannequin, and or virtual avatar and all CTD Certifications at a level 3 or 4.

Carryover/ Seasonal Repeat or Replenishment Style

No change or with **minimal** updates.

Proven silhouette

Same fabric, fit intent from previous style minor aesthetic or art work placement updates.

Known fabric properties

Fabric stretch, drape, performance are known.

Minimal updates to spec/construction

No major pattern or spec changes.

Aesthetic sign-off

From Design/PM

Size Extensions

All petite, tall's, and Jr. Plus only

Do Not Pass to CTD

High Profile Style

New brand launch

Core Essentials

Large unit orders per PD/Buyer

Complex/Difficult style

Style of Significant Importance

New/Unproven Supplier

Vendor does not have Mannequin and or Virtual Avatar, Illustrator, or One PLM access

Unknown fabric properties

Unsure of fabric stretch, drape, recovery, performance etc.

Major pattern/spec/styling changes

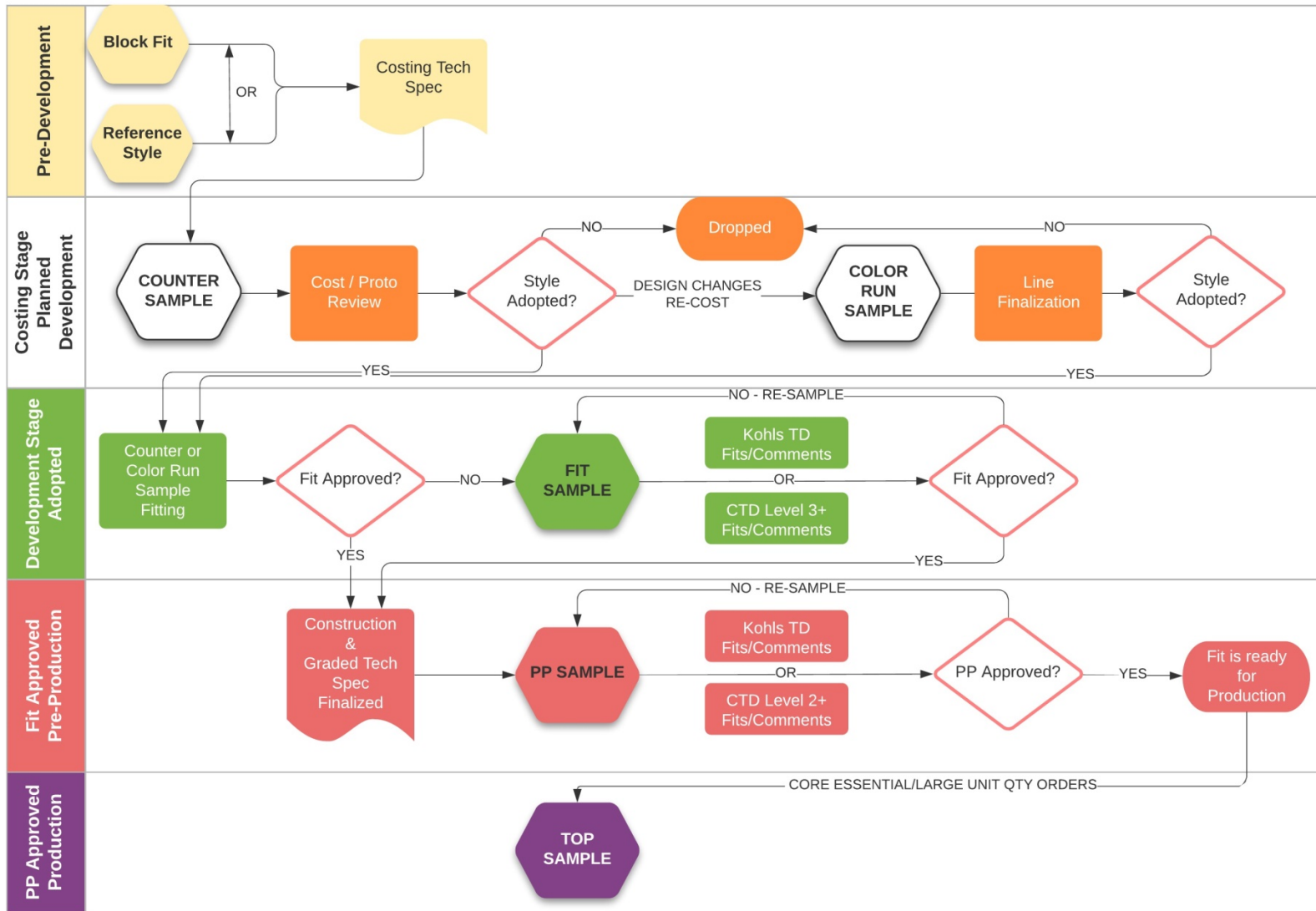
Requested by Product/Design

No aesthetic sign-off from Design/PM

* Kohl's/TD reserves right to pass to CTD post 1st fit if spec/aesthetic requirements are met.

Fit Process Overview

Kohls Technical Design





Fit Process Overview

FIT DEVELOPMENT BEGINS WHEN:

1. Style is Adopted into the Assortment and the following are confirmed: Silhouette/Design Intent, Fabric, Costing, Vendor
2. The costing sample that reflects the most recent design aesthetic change is passed to TD to begin the fit process: *Counter Sample, Color Run Sample, or 3D Digital Sample*.
3. Kohl's Tech Design communicates next steps to vendor CTD for Fit Development after style is Adopted. Vendor should proceed with fit sample as soon as they receive the fit sample request from Kohl's TD. The vendor should not wait for final Assortment Plan, buy sheet, or Purchase Order before proceeding with requested fit samples.
4. If Purchase Order or buy sheet is passed to vendor, and vendor has NOT received communication from Kohl's TD for the style, please ask what next steps should be with Kohl's TD before proceeding with making the fit sample. It is possible the Kohl's TD is in the process of writing fit comments on the current counter or color run sample they have or working through fit/aesthetic corrections on a different style # first before proceeding to fit on the current style.
5. If fabric sample yardage is not available: proceed with reviewing requested pattern corrections with Kohl's TD in OnePLM prior to making fit sample. This can be done either using before & after pattern screenshots or 3D images. Reach out to Kohl's TD if a similar fabric can be substituted for sampling.
6. Kohl's Technical Design Fit Comment Prioritization after Adopted Style Hand-off: 1st = In-Store, largest unit programs with most fit changes by in-DC date, 2nd = Smaller unit program with most fit changes, 3rd = any counter sample that can be approved without further changes. This may result in some initial fit comments being delayed beyond expected sample comment turn time if no more fit changes are needed.
7. Kohl's Technical Design Fit Comment Prioritization during development stage: 1st = PP deadline, largest unit programs (as indicated by vendor on their sample tag). 2nd = later PP deadline, smaller unit programs.
8. **PP Deadline** – it is critical this date is ACCURATE and not too early. The PP deadline should be based on your factory's planned cut date and when the fabric/trim are scheduled to arrive in the factory and time needed to prepare for production.

Samples Types used for Fit

OnePLM Development Stage	Sample Type Tag Color	Send To:	Reviewed By:	Sample Description	Sample Expectations	OnePLM Fit Status	KTD Comment Turn Time	Vendor Sample Turn Time	
Template	Block Fit	Kohl's TD	CTD/ Kohl's TD	Sample requested for pattern shape development when historical approved styles are too stylized to be used as pattern reference for future style development.	<ul style="list-style-type: none"> Make sample in actual fabric quality Set up block Template in OnePLM for CTD/KTD comment/communication/collaboration 	<p>Not Approved</p> <p>Approved</p>	Depends on urgency of approval /season being developed for	Specified by Kohl's TD in Comments	
Costing / Development	SPEED: Fast Track Work Fast Quick Fast 	Counter Sample: PM Team Fit Sample: TD Team	same as below depending on sample type Fit Approve in 1 Fit round	Any sample – counter or fit that is less than 35 days from the PP approval deadline.	<p>Same as below depending on sample type</p> <ul style="list-style-type: none"> CTD measure s & evaluate s ALL Pink Tagged Samples, initial/date tag Add PINK tag to Samples less than 35 days on the Fit Workflow Alert on the Fit Eval Page NOTE: if Tech Pack does not exist for R&D, then extra 1-2 days maybe needed to build Tech Pack before comments can be completed. 	*same as below depending on sample type	2-3 Business Days from Fit Day	7 Business Days	
Costing	Counter Sample or Color Run (white tag) Add Green Dot sticker to measured sample. 	Production Management (PM) Team	Design/ PM Team TD will review at Adopted Style Handoff	Sample made for design aesthetic, fit, construction, and costing review by Design and PM team following the COSTING stage Tech Pack in OnePLM. Excellent vendor Counter Sample execution = higher rate of adoption by Kohl's team.	<ul style="list-style-type: none"> CTD or Trained Sample Room Technician should measure sample, initial/date tag – mark w/ green dot for TD All TEST style should be reviewed and measured by a CTD, initial/date tag Designer will comment on any design changes. (Tech pack will not be updated) Revised counter or color run sample will be requested for Design confirmation. Vendor is responsible to make changes and note on next Sample Tag – mark w/ green dot for TD Kohl's TD will receive counter or revised Color Run sample at Adopted Style Hand-off from the PM team to begin the fit process 	Not Evaluated	5 Business Days from Fit Day after Line Final ASHO	10 Business Days (Sweaters=15 Business Days)	
					Not Approved	5 Business Days from Fit Day after Line Final ASHO	10 Business Days (Sweaters = 15 Business Days)		
					Approved	May be >5 days from Fit Day after Line Final ASHO	Specified by Kohl's TD in Comments		
Development (Adopted)	Fit Sample	Kohl's TD or CTD Leve 3+	CTD/ Kohl's TD Average # of Fit Rounds = 1-2.	Sample requested after style is adopted (ASHO) to Kohl's TD to start fit process. Sample made for fit and construction review following the DEVELOPMENT stage Tech Pack in OnePLM. Fit Sample reflects all Design & TD comments made on the counter or color run sample.	<ul style="list-style-type: none"> Sample made as soon as Kohl's TD has initiated the 1st fit sample request in OnePLM with instructions for next steps. Sample maybe evaluated, fit & fit status determined by CTD Level 3 or Mentor if Kohl's TD has given ownership to CTD. See additional sample requirements below IF sending to Kohl's for fitting, sample must arrive at least 1 day before live model fit day. Verify fit schedule with Kohl's TD. Not every customer choice (fabric) variation is required to go through for fit process on every style. KTD will decide based on their knowledge of the historical fabric information or fabric testing information provided by CTD. 	Rejected	5 Business Days from Fit Day	5 Business Days (excluding shipping)	
					Not Approved	5 Business Days from Fit Day	10 Business Days (Sweaters=15 Business Days)		
					Approved	5 Business Days from Fit Day	Specified by Kohl's TD in Comments		
	3D Fit Sample			Digital sample used to confirm pattern and aesthetic corrections instead of a physical sample. * If Vendor has digital capability & access to the Kohl's Alvanon Avatar, they can ask Kohl's TD if a digital sample can be used to confirm pattern/Aesthetic changes instead of a physical sample.	<ul style="list-style-type: none"> Must be shown on Kohl's approved Alvanon Avatar If possible use actual fabric scanned data, if not available, confirm with Kohl's TD if substitute fabric is acceptable. Grayscale fabric with black stitching Following Kohl's pattern for fit, no styling adjustments in 3D to enhance appearance Cannot be used to confirm comfort or quality execution or approve fit unless comfort/quality execution have been previously approved. Always include 3D images before/after corrections for comparison purposes. 	Not Approved *	* Currently not using 3D to approve Fit	3 Business Day from receipt of images	5 Business days

Samples Types used for Fit

OnePLM Development Stage	Sample Type Tag Color	Send To:	Reviewed By:	Sample Description	Sample Expectations	OnePLM Fit Status	KTD Comment Turn Time	Vendor Sample Turn Time
Development	Pre-Production (PP)	Kohl's TD Or CTD Level 2+	CTD/ Kohl's TD Approved in 1 round	Sample requested after style is Fit Approved in OnePLM. Sample is to be made in factory that will be sewing bulk production and should reflect all final fabric, trim, construction, fit /pattern updates. Sample will be referenced by factory/inspection QA during the production process.	<ul style="list-style-type: none"> • Every Fit Approved style in OnePLM should have a corresponding PP sample made at the factory. Only one PP per Fit Evaluation. • Sample should be reviewed by CTD or Kohl's TD for final confirmation of fit, construction, COP, bulk fabric/trims and machinery/ execution. • Sample maybe evaluated, fit, & fit status determined by CTD Level 2, 3 or Mentor if Kohl's TD has given ownership to CTD. • See additional Sample requirements below. 	Rejected	3 Business Days from Fit Day	3 Business Days (excluding shipping)
						Approved	3 Business Days from Fit Day	Specified by Kohl's TD in Comments
	TOP	Kohl's TD By request in OnePLM	CTD	Requested for large order quantity which will be determined by brand. Sample should be taken from actual production in the factory producing the order for shipment. Sample should follow approved PP/Technical Specification.	<ul style="list-style-type: none"> • Kohl's TD documentation is NOT required in OnePLM system. • Kohl's TD to request on Large orders 100Kto 300K+ • Agent/Vendor/CTD should document in system ONLY if they internally request and review TOP on Kohl's behalf. 	N/A	N/A	Beginning Stage of bulk production

All Physical Fit/PP Samples:

- Vendor should make multiple samples of each sample round for all people involved in reviewing sample execution to reference:
 - 1 keep sample for their team to reference
 - 1 sample for Kohl's review,
 - 1 for agent if agent is involved.
 - If PP stage, 1 sample should be at factory in addition to vendor development office.
 - The sample that is measured by the CTD and entered into OnePLM should be the sample that is sent to Kohl's TD.
- Should be made from actual quality of fabric/yarns and trim in a mid-tone color. *(Available color can be substituted for fit samples. PP samples should be in actual production fabric/trim).* Do not use black or white unless no other color option available or white was specifically requested for sheerness review. Denim: Submit in medium wash, unless otherwise specified by Kohl's TD. Additional fit samples may be requested for black or white colored denim or heavy distressed washes to ensure fit consistency. Functional trims such as interlining/elastics/Zippers must be actual quality for fit approval evaluation.
- Wash/ Garment /Fabric Processing: Samples must represent future production with regards to garment/fabric wash & finish.
- Should be constructed according to the production equipment that is available in the factory. Do not send samples constructed in a way that cannot be duplicated in production.
- Should be [measured](#), [photographed](#), and evaluated on the Kohls [Alvanon Dress form](#) and using the Kohl's [Fit Comment Template](#) in the OnePLM [Fit Evaluation](#).
- Should have sample [pattern attached](#) in OnePLM Fit Evaluation named according to [Pattern Naming Convention](#) following Kohl's [Basic Pattern Application Guidelines](#).
- Must have Kohl's Sample Tag (Tag paper color in chart above) attached to wearer's left underarm for tops or wearer's left side seam/waistband for Bottoms.
- Email shipping tracking /AWB # of fit sample to Kohl's TD to ensure the fit sample is included with upcoming live model fitting/schedule – See [Basic Communication](#)

Counter Sample Tag Example

KOHL'S

Date: 9/16/2020 Season/Year: SPRING2021
Development Season: SU21
Sample #
Attention: Alicia Buchmeier
 Counter Sample: Round #1
 Mock up/Reference R&D Sample
 Advertising Sample Color Run Sample
 Fit Sample:
 1st 2nd 3rd PR (Production Reference) T.O.P

Style #: WT12A152RN: Brand: Teak Gear Womens
Description: SOFT TOUCH TEE
Size: M Color: Available
Fiber Content/Fabric: DW1919-6353, 76/19/5 POLY / TENCEL/
SPANDEX JERSEY
Fabric Mill & #: Dongwon & People
Fabric Wash: Y [] N [V]
Fabric Weight before Wash: 160 G/M2
Fabric Weight after Wash:(If appli
Target Weight: _____

Units: <5k [] 5k-300k [] 300k+ []

Cost: _____ \$FC _____ \$ELC _____
Pattern/Plaid Match Code: _____
Vendor: The Willbies & Co, LTD

T&A
Approve Color lab dips Due Date: _____
Approve Bulk Fabric Due Date: _____
Fit Approval Date: _____
Cut Date: _____
Production Reference Appvl: _____
X-Factory Date: _____
Country Of Production: _____
Factory Name: _____
Product Features: _____

Remarks/Additional Information:
Cost is based on randomly cut!
Stripe at side seams won't be matched.
SLVs are mirror-matched.

1. For Counter Sample or Color Run Sample, can use the [manual sample tag template](#).
2. Make sure to fill in all applicable information regarding style #, season, vendor, fabric, wash method and any special callouts for costing options.
3. Only 1 counter sample or color run sample needs to be measured against POM spec.
4. Measurements can be written on [printed POM spec page](#) from OnePLM and stapled to the back of the sample tag.
5. Mark measured sample tag with green dot to indicate the sample was verified against the POM spec. This is the sample that will be passed to Kohl's Technical Design for fitting when the style is adopted.

Fit Sample Tag Example

1. For Fit Sample, can [print sample tag](#) from OnePLM after entering all sample information in the [Fit Evaluation required fields](#) to populate the sample tag print out.
2. Verify all information is filled in on the print out. Some information such as TD name, or size/fabric suffix letter after style # may need to be hand-written on tag after print out.

KOHL'S **WT11A651P** **FIT SAMPLE**

Date Shipped : 10/22/2020 Fiscal Season : SP21

Sample # : Sample Request # : 575641

Attention : **Ashley Nunez**

Round # :

Counter Sample R & D Sample

Mockup Reference Advertising Sample Color Run Sample

Fit Sample

1st 2nd 3rd 4th JPR (Production Reference) T.O.P

Other: **REC 10/23/20**

Brand : **TEKGEAR**

Item Description : **FRENCH TERRY DRESS**

Customer : **WOMENS** Size : **18W**

Color : **AVAILABLE PURPLE**

Material ID/Supplier Ref # :

Material Content/Construction :

K 63/34/3 POLYESTER/RAYON/SPANDEX FRENCH TERRY 220 GM2

K 63/34/3 POLYESTER/RAYON/SPANDEX FRENCH TERRY 220 GM2

Mill Name : **CNT**

Wash :

Ends(Swtr only) : Gauge(Swtr only) :

Target Weight : **220GM/2** Sample Wt : **227gm/2**

Vendor : **HANSAE CO.,LTD.**

Factory : **HUE- QUANG BINH**

COP : **VN**

First Cost : SELC :

CarryOver :

No Changes Material Change Factory Change Other:

T&A Critical for workload prioritization

PP Deadline: **11/13/2020**

X-Factory Date: **12/29/2020**

Units: 0-500 [] 500-3k [X] 3k-150k [] 150k-300k [] 300k + []

Comments/Stamp approval:

POM Page **P.FRENCH TERRY- PLUS**

POM Code	POM	Spec	Sample	Over/Under
A300	LEN HPS TO HEM	39	38 5/8	-3/8
A100	NK WIDTH @ EDGE	6 3/4	6 3/4	0
A330	ARMHOLE DROP-FROM HPS TO SEAM	9 3/4	10	1/4
A250	ACROSS SHOULDER MSR TO SEAM	13 3/4	13 3/4	0
A260H	CHEST AT AH RLXD-1/2 MEAS	23	22 3/4	-1/4
A271H	WAIST EXT-D-TOPS 1/2 MEAS	26 1/2	26 1/2	0
A412H	LOW HIP # FM TOP EDGE-1/2 MEAS	25 1/4	26 1/4	1
A290H	SWEEP RLXD@HEM-1/2 MEAS	28 1/2	28 1/4	-1/4

Measured By: **JINNIE MIN**

Measured Date:

	Actual	Available
Material Quality:	<input checked="" type="checkbox"/>	<input type="checkbox"/>
Material Color:	<input type="checkbox"/>	<input checked="" type="checkbox"/>
Trim Quality:	<input checked="" type="checkbox"/>	<input type="checkbox"/>
Trim Color:	<input type="checkbox"/>	<input checked="" type="checkbox"/>
Measured in Tradestone:	<input checked="" type="checkbox"/>	<input type="checkbox"/>
Garment Wash (Handfeel/Wash-Swtra):	<input checked="" type="checkbox"/>	<input type="checkbox"/>

Sender Name:

Sender Office:

Sender Phone:

Sender Email:

Sample Wash Info

Fabric Wash: Y[] NX[]

Garment Wash: Y[] N[x]

If YES what type of Garment Wash:

Non - Wash: Y[x] N[]

Kohl's Corporate Office **New York Office**

556 W17000 Ridgewood Dr. 1400 Broadway 19th and 20th Floor
 Menomonee Falls, WI 53051 New York, NY 10013
 (262) 703-7000 (212) 302-5145

REVIEWED BY JINNIE MIN

3. Hand write or stamp REVIEWED BY or APPROVED BY (CTD NAME) on the back of the sample tag.

Review or approval authority will be communicated by Kohl's TD in the previous sample fit comments.

PP Sample Tag Example

- For PP Sample, can [print sample tag](#) from OnePLM after entering all sample information in the [Fit Evaluation required fields](#) to populate the sample tag print out.
- Verify all information is filled in on the print out. Some information such as TD name, or size/fabric suffix letter after style # may need to be hand-written on tag after print out.

KOHL'S WT01A165R **PRE-PRODUCTION SAMPLE**

Date Shipped : 15-JUN-2020 Fiscal Season : FA20
 Sample # : 1042236 Sample Request # : 556751

Attention : ASHLEY NUNEZ

Round # :

Counter Sample R & D Sample
 Mockup Reference Color Run Sample
 Advertising Sample Fit Sample

1st 2nd 3rd PR (Production Reference) JT O.P

Other: JUN 17 RECD

Brand: TEKGEAR
 Item Description: ROLLED SLEEVE HIGH SLIT TEE
 Customer: WQMENS Size: 10
 Color: CARAMELIZED MAPLE SPP
 Material ID/Supplier: 54.682
 Ref #:
 Material Content/Constructor: 78/19/5 POLYESTER/COTTON/SPAN/ELASTANE
 Mill Name: DONG WDN
 Wash: N/A
 Ends(Swtr only): Gauge(Swtr only):
 Target Weight: 160G/M2 Sample Wt: 162G/M2
 Vendor: SAE-A TRADING CO., LTD
 Factory: THIEN CHI
 DOP: VN
 First Cost: \$ELC
 CarryOver:
 No Changes Material Change Factory Change Other

T&A
 PP Deadline: 06/17/2020
 X-Factory Date: 07/08/2020
 Units: 0-500 [] 500-3k [] 3k-150k [x] 150k-300k [] 300k+ []

Comments/Stamp approval:
APPROVED
 Green seal# 1005850

POM Page R.S.N.JERSEY-LADIES TOPS ALPHA

POM Code	POM	Spec	Sample	Over/Under
A001- LA000-20	LADIES ALPHA SIZES XXS(000-00) XS(0-2) S(4-6) M(8-10) L(12-14) XL(16-18) XXL(20)			
A300	LEN HPS TO HEM	29	28 5/8	-3/8
A100	NK WIDTH@SEAM	7.3/4	7.5/8	-1/8
A122	MINIMUM HEAD STRETCH	24	24	0
A250	ACROSS SHOULDER	15 1/2	15 5/8	1/8
A260H	CHEST 1" BLW AH RLXD-1/2 MEAS	19 1/2	19 1/2	0
A290H	SWEEP RLXD@HEM/TOP OF SLIT-1/2 MEAS	20	19 7/8	-1/8
A330	ARMHOLE DROP FROM HPS	8 7/8	8 5/8	-1/4
A360-1B	SLV LEN FROM CB NK-S/SLV	14 1/2		

Measured By: RACHEL PARK

Measured Date:

	Actual	Available
Material Quality:	[X]	[]
Material Color:	[X]	[]
Trim Quality:	[X]	[]
Trim Color:	[X]	[]
Measured in Tradestone:	[X]	[]
Garment Wash (Handfeel/Wash-Swtr):	[Y]	[N]

Sender Name:
 Sender Office:
 Sender Phone:
 Sender Email: Helen.Kim@LFSourcing.com

Sample Wash Info

Fabric Wash:	[Y]	[N]
Garment Wash:	[Y]	[N]
If YES what type of Garment Wash:	[Y]	[N]
Non Wash:	[Y]	[N]

Kohl's Corporate Office
 N56 W14600 Ridgewood Dr.
 Menomonee Falls, WI 53051
 (262) 703-7000

New York Office
 1200 Broadway 10th and 20th Floor
 New York, NY 10018
 (212) 392-5145

REVIEWED
RACHEL PARK

3. Hand write or stamp REVIEWED BY or APPROVED BY (CTD NAME) on the back of the sample tag.

Review or approval authority will be communicated by Kohl's TD in the previous sample fit comments.

Fit Sample Status Overview

Sample Status	Sample Type	Description
Not Evaluated	Counter Sample	<p>Kohls TD must provide Reason Code on Fit Evaluation. Reasons can include:</p> <ul style="list-style-type: none"> • No sample requested or received (extended sizes) • Sample is incorrect size • Sample was made in wrong fabric, knitting tension/yarns, or wash technique • Vendor change, sample from wrong vendor • Style is a carry-over, re-order or replenishment not requiring a Counter Sample
Rejected	Fit Sample PP Sample	<p>Kohls TD must provide Reason Code on Fit Evaluation. Reasons can include:</p> <ul style="list-style-type: none"> • Did not follow referenced block/pattern and fit execution is too poor to evaluate fit. • Poor fit appearance and previous fit comments were not followed • Poor construction / handling and this appearance is compromising the ability to evaluate fit • Multiple critical POMs out of tolerance and the improved fit appearance has not been achieved • Does not meet required Safety Requirements <p>Samples can be internally rejected by the CTD before sending to Kohls:</p> <ul style="list-style-type: none"> • CTDs enters the REJECTED sample measurements, upload photos and supporting comments in onePLM. • CTD Notifies Kohl's TD of sample Rejection. If a sample has major POMs out of tolerance but has acceptable appearance on the form, the CTD should request the Kohls TD to review if sample should be considered for Fit. • The CTD should mark the sample status as REJECTED and initiate a another sample in onePLM.
Not Approved	Counter Sample Fit Sample	<p>Kohls TD must provide Reason Code on Fit Evaluation. Reasons can include:</p> <ul style="list-style-type: none"> • Construction changes required • Design/Styling changes required • Fit Change required • Poor Construction/workmanship execution but fit was still able to be evaluated, just not approved. • Poor Pattern Execution, garment not balanced but fit was still able to be evaluated, just not approved. • Styling/Design Intent were not followed • Fabric, knitting tension/yarn, wash technique had to be changed from this sample
Approved	Counter Sample Fit Sample PP Sample	<ul style="list-style-type: none"> • Fit and aesthetics are approved with minor or no corrections. • All styles MUST have a Fit sample with an 'Approved' status in OnePLM before proceeding to PP sample. • All styles/customer choice variations with an approved fit sample, must have an approved PP sample documented in OnePLM (<i>unless style is C/O from previous season and no fit, vendor, fabric, or trim updates applied</i>).



- Digital**
 - Direct Ship (DSN)
 - Digital Vendor Marketing
 - Consumer Generated Content
- EDI**
 - Mapping Guidelines
 - Testing Requirements
 - AS2 Information
 - New Vendor Setup
 - [View All](#)
- Kohl's Photo & Video Style Guide**
 - Accessories
 - Baby Personal Care
 - Consumables
 - Beauty
 - [View All](#)
- Private and Exclusive Bra**
 - Monthly Updates
 - Labels and Packaging
 - Performance Testing
 - Color Services
 - [View All](#)
- Legal**
- New Vendors**

- LABELS AND PACKAGING
- PERFORMANCE TESTING
- COLOR SERVICES
- GLOBAL TECHNICAL DESIGN **3****
- Apparel Resource Tools **4****
 - Apparel Body Charts & Grading Schematics
 - CTD OnePLM Manual
 - Apparel Assistant TD/CTD Level 1
 - Apparel Associate TD/CTD Level 2
 - Apparel Technical Designer

Apparel Resource Tools

Kohl's private and exclusive branded apparel information, procedures, and templates.

Policies and Procedures

- [Kohl's Fit Sample Policy](#) (Last Updated: 07/10/2020)
- [Required Fields on Fit Eval](#) (Last Updated: 03/28/2019)
- [Kohl's Fit Comment Template](#) (Last Updated: 10/15/2020)
- [Critical Points of Attention Expectations](#) (Last Updated: 03/01/2019)
- [Creating Petite in OnePLM](#) (Last Updated: 03/12/2020)

Dress Forms

- [Dress Form Chart](#) (Last Updated: 06/30/2020)
- [Alvanon Order Form](#) (Last Updated: 10/22/2020)