



Landed/POE Shipment Requirements

This document outlines Kohl's requirements for Landed/Port of Entry Shipments.

Contents

Landed Shipments Defined3

Landed Requirements3

Landed GS1-128 Label Requirements3

Bulk Landed Format – E-Commerce only – “Ship Ready” Cartons4

Chassis, Pierpass and Deconsolidation Fees for Landed Shipments4

Port of Entry Information4

Container Authorization Process.....5

Container Loading Requirements5

Exception Freight6

Kohl’s 3rd Party Deconsolidator Contact Information6

Landed Shipments Defined

- Landed ("LD" or "LE") purchase orders are defined as full container shipments of Kohl's merchandise with the vendor listed as importer of record
- Shipments are picked up at the port by Kohl's third party deconsolidator
- Landed shipments are also known as POE shipments, DC Bypass or LDP (Landed Duty Paid)
- Landed orders cannot be packed-by-store (PBS) orders


Landed Requirements

- A purchase order is not allowed to ship on more than one vessel
- Advance Ship Notification (ASN) transmission is required on all landed shipments
- ASN requirements for landed shipments are different than requirements for import and domestic orders:


- o ASN must be transmitted 7 days prior to the PO start ship date
- o ASN must be transmitted at the container-level
- o One ASN per container, to include data for all PO's in that container
- o ASNs must be accurate and comply with our EDI terms and conditions
- o ASN container number must match both the physical and the invoiced container number
- o Landed ASN testing is required through Kohl's EDI Team and must be completed 30 days prior to the PO start ship date; contact edimio@kohls.com (Kohl's EDI team) at least 60 days prior to the PO start ship to request testing; failure to successfully test landed ASNs with Kohl's EDI team may result in compliance charges

Landed GS1-128 Label Requirements

- GS1-128 labels are required on all landed shipments
- Each carton must be labeled with a GS1-128 label; the SSCC number on GS1-128 label must match the SSCC number per the ASN for the container that the cartons are physically loaded on
- Landed GS1-128 labels must be approved by Barcode Graphics, Inc. (test@barcode-us.com)
- Full details are found within *Kohl's Packaging and Shipping Requirements* publication on K-Link
- Landed GS1-128 label examples follow (not to scale)

From: Acme Supplier 123 A Street Chicago, IL 60611	To: Kohl's Inc. N56 W17000 Ridgewood Dr Menomonee Falls, WI 53051
PO #: 1234567 Dept: 123 Style: A1234567 Color: Red Size: 10 Units: 12	
SSCC- 18:  (00) 0 0718908 562723189 6	



Bulk Landed Format

From: Acme Supplier 123 A Street Chicago, IL 60611	To: Kohl's Inc. N56 W17000 Ridgewood Dr Menomonee Falls, WI 53051
PO #: 1234567 Dept: 123 Color: Red Units: 12	Style: A1234567 S M L XL 2 4 4 2
SSCC-18:  (00) 0 0718908 562723189 6	


Prepack Landed Format

Bulk Landed Format – E-Commerce only – “Ship Ready” Cartons

- Any carton exceeding the maximum outbound carton dimensions (26” x 20” x 15”) in any or all directions and with one selling unit is deemed “Ship Ready” and must be packaged in a re-shippable carton that can withstand the rigors of outbound parcel
- Re-shippable packaging is defined as:
 - o A sealed carton containing one selling unit
 - o Able to ship via a small parcel carrier without damage to the product
 - o “Ship Ready” does not apply to apparel or cosmetic merchandise
 - o A UPC gum label near the GS1-128 label or as part of Zone H in the GS1-128 label format (See example):

From: Acme Supplier 123 A Street Chicago, IL 60611	To: Kohl's Inc. N56 W17000 Ridgewood Dr Menomonee Falls, WI 53051
PO #: 1234567 Dept: 123 Style: A1234567 Units: 1	 1 12345678910 4
SSCC- 18:  (00) 0 0718908 562723189 6	

Merchandise UPC, if applicable



Chassis, Pierpass and Deconsolidation Fees for Landed Shipments

- Vendor is responsible for all international transportation, customs clearance, Pierpass Traffic Mitigation Fee, chassis rental, issue resolution on landed shipments and accessorial charges for off-hours pick-up
- Chassis rental and fees will be charged back to the vendor at a flat rate of \$100 per container

Port of Entry Information

Landed purchase order containers are approved to arrive in the following ports only:

- Los Angeles/Long Beach
- New York/New Jersey
- Miami, FL
- Dallas/Fort Worth, TX (requires special approval)

Container Authorization Process

- Container(s) must be fully available (customs cleared, on wheels, discharged, freight authorization entered, delivery order uploaded, etc.) for pickup on or before the PO start ship date
 - Container(s) will be picked up no sooner than 4 days prior to the PO start ship date, pending deconsolidator appointment, so manage free time at port when necessary
 - Vendors are responsible for any demurrage and/or detention charges incurred, which must be paid by the vendor prior to container pick-up
 - Failure to make container available on or before the PO start ship date will result in chargebacks
- The vendor must submit the landed freight authorization (FA) entry on Kohl's Traverse Portal (<https://kss.traversesystems.com>) no less than seven (7) days in advance of the Kohl's PO start ship date
- The vendor or the vendor's broker must upload the delivery order (DO) on Kohl's Traverse Portal (<https://kss.traversesystems.com>) no less than three (3) business days in advance of the container availability date; the standard industry DO is sufficient
- When conditions permit, Kohl's is flexible in allowing vendor drayage; in these conditions, reach out to vendor.services@kohls.com for more information
- Container manifests and packing lists can be uploaded to Kohl's Traverse Portal
- The vendor is responsible for all costs associated with purchase orders arriving at port prior to Kohl's container availability/pick up parameters
- It is the vendor's responsibility to confirm that all POs in landed containers are of a Landed PO type ("LD" or "LE"), as indicated in the Kohl's 850 PO transmission; a secondary warning in the Traverse Portal Landed Data Summary Grid will help vendors determine if there are non-landed PO types in containers that are being entered
- It is a vendor's responsibility to have incorrectly submitted domestic PO types updated to LD or LE, prior to the PO start ship date; failure to do so will result in related chargebacks as published in Kohl's Vendor Compliance Schedule of Charges for a missing ME number

Container Loading Requirements

- No pallets are allowed (with the exception of preapproved CDU pallet programs)
- Use proper cardboard strength for the product inside
- Do not shrink wrap stacks
- Do not use cardboard dividers between cartons within stacks
- Recommended loading volumes by container size:
 - 20' Dry – 28 CBM's
 - 40' Dry – 58 CBM's
 - 40' High Cube – 68 CBM's
 - 45' High Cube – 78 CBM's

Exception Freight

- Vendors may deliver the exception freight directly to Kohl's third party deconsolidator
- Freight Authorization Entry guidelines for exception freight (delivery orders are not required)
 - Loose Freight
 - Vessel Name: Loose Freight
 - Container #: The container number used with the ASN submission
 - Delivery Drop Freight
 - Vessel Name: Delivery Drop
 - Container #: The container number used the ASN submission
 - For vendor-delivered freight, the vendor should contact Kohl's third party deconsolidator to schedule an appointment after authorization entry is submitted via Kohl's Traverse Systems portal (delivery orders are not required)

Kohl's 3rd Party Deconsolidator Contact Information

Los Angeles (Performance Team)

8610 S Atlantic Ave
South Gate, CA 90280
Email: KohlsLanded_PT@maersk.com
Phone: 323-370-6557

Los Angeles (Gilbert)

701 Malaga Pl
Ontario, CA 91761
Email: kohlscswest.cl.us@geodis.com
Phone: 909-628-5968

New York/New Jersey (Gilbert)

1000 **Riverside Drive**
Keasbey, NJ 08832
Email: **kohls-cs-group.ams.miami@geodis.com**
Phone: 732-709-5384

Dallas/Fort Worth (Performance Team - *requires special approval*)

400 Intermodal Pkwy
Fort Worth, TX 76177
Email: kohlsft_PT@maersk.com
Phone: 817-490-6600

Miami (Gilbert)

4395 W 88th St
Hialeah, FL 33018
Email: kohls-cs-group.ams.miami@geodis.com
Phone: TBD