



Kohl's Transplace OMS 2.0 2015

Table of Contents

Click item below to go to subject page

- [OMS 2.0 Enhancements](#)Page 3
- [Logging into Transplace](#)Pages 4-6
- [PO Search](#)Pages 7-8
- [Remove From Pending Releases](#)Page 9
- [Single PO Release](#)Pages 10-14
- [Important Information about PO Cancel Dates](#)Page 15
- [Releasing Multiple POs at Once](#)Pages 16-22
- [Searching for PO Releases](#)Pages 23-24
- [Editing PO Releases](#)Pages 25-26
- [Viewing and Printing Kohl's Manifest](#)Pages 27-31
- [Contacts](#).....Page 32

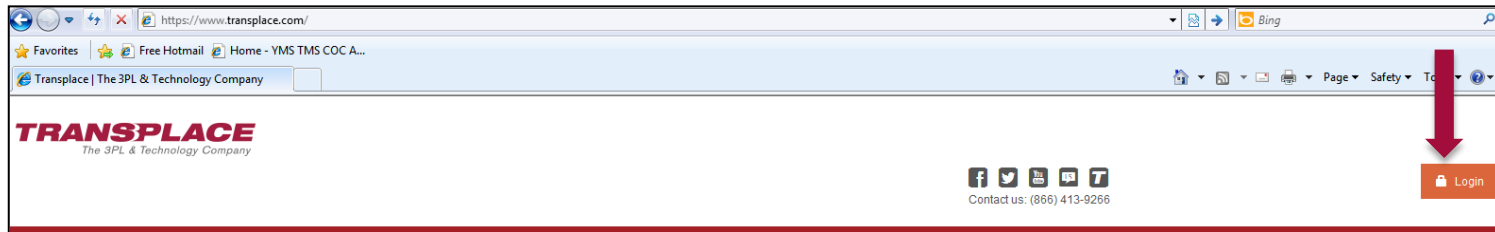
OMS 2 Enhancements

Transplace OMS 2.0 Enhancements:

- JAVA is no longer needed
- No changes to shipment monitoring and external shipment monitoring
- OMS 2.0 is case sensitive
- **No changes to Kohl's vendor requirements. Refer to Vendor Compliance charges for specific details.**

Logging into Transplace

- Log on to www.transplace.com and click Login



Logging into Transplace

- Enter User ID and Password and Click Sign In

TRANSPLACE
The 3PL & Technology Company

Sign in with your organizational account

someone@example.com

Password

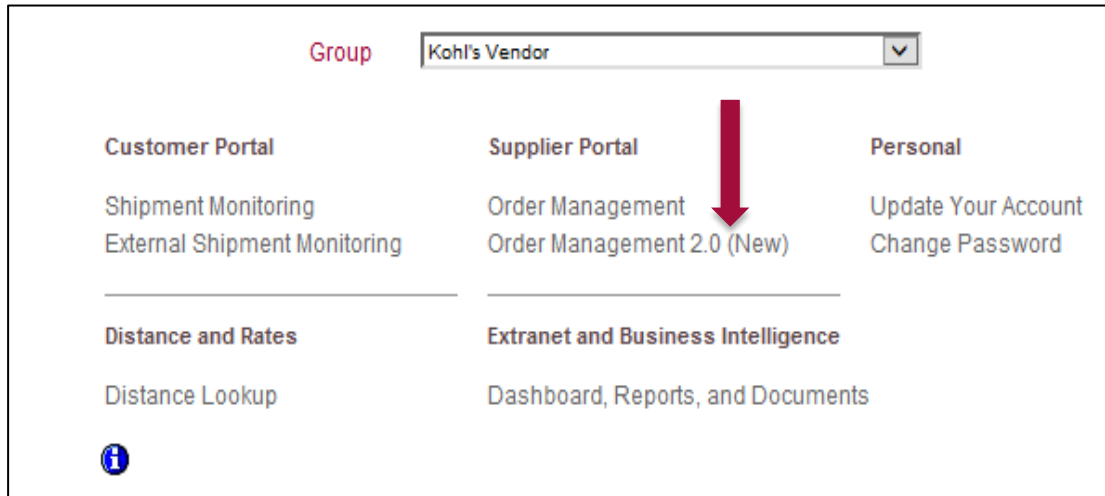
Sign in

Sign-in to Transplace.com requires a username and password to be setup. If you forgot your username and/or password, you can reset it by clicking [Reset Password](#).

Or you may access [CPU Scheduling](#).

Logging into Transplace

- **Select Order Management 2.0 (New) from Menu**



PO Search

- Enter PO number (Enter multiple POs separated with commas)

The screenshot shows the 'PO Search' interface with several sections and fields. Red arrows point to the following elements:

- General:** PO field containing '9287774,9453990,9289913'.
- Origin:** Location ID(s) field and Vendor ID field containing '1031'.
- Destination:** Location ID(s) field containing 'DC0840'.
- Dates:** Pickup date field containing '02/08/15'.
- Search:** The Search button at the bottom right.

Other visible fields include PO Status (dropdown), Product #, and date fields for Delivery and Created. The interface also includes a Search Templates section with 'No templates available...' and buttons for Load, Save, and Delete.

- Option to search by Date, Vendor ID, Origin, Destination, or PO Status
- Click Search
- Search templates can be setup and loaded using the Search Template box (Create and) Save or Load buttons
- The Search Results tab is only visible when Search Results are present

PO Search

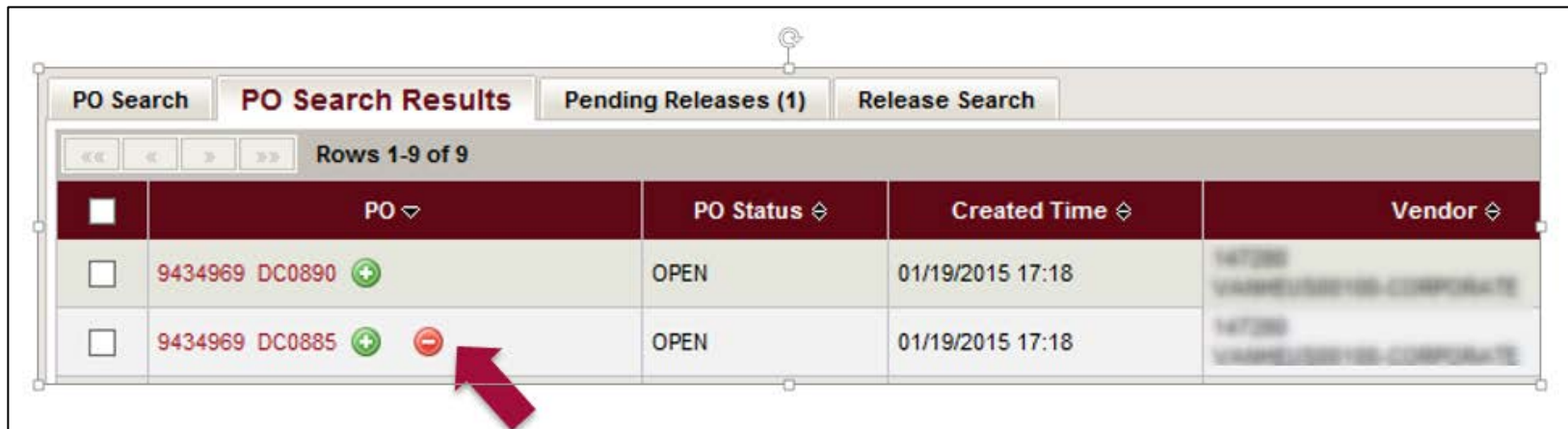
- If PO is not “open”, contact appropriate Buying Office
- Check box next to “open” PO
- Click “Add To Pending Releases”




The screenshot displays the 'PO Search Results' interface. At the top, there are tabs for 'PO Search', 'PO Search Results', 'Pending Releases (0)', and 'Release Search'. Below the tabs, there are navigation controls and a table of results. The table has columns for 'PO', 'PO Status', 'Created Time', 'Vendor', and 'Product(s)'. Three rows are visible, all with a status of 'OPEN'. A red arrow points to the 'OPEN' status of the first row. Below the table, there are buttons for 'Add To Pending Releases', 'Revalidate', and 'Refresh'. A red arrow points to the 'Add To Pending Releases' button. The 'Rows Per Page' is set to 15.

<input type="checkbox"/>	PO	PO Status	Created Time	Vendor	Product(s)
<input checked="" type="checkbox"/>	9287774 DC0840	OPEN	01/21/2015 16:20	1001 WADENFORMAS-CORPORATE	9287774
<input type="checkbox"/>	9289913 DC0840	OPEN	01/21/2015 16:20	1001 WADENFORMAS-CORPORATE	9289913
<input type="checkbox"/>	9453990 DC0840	OPEN	01/30/2015 17:16	1001 WADENFORMAS-CORPORATE	9453990

Remove From Pending Releases

- To remove PO from Pending, click on “—” minus sign
- Or check the box next to the PO. Click “Remove From Pending Releases” button
- This will move the PO back to Pending Status and remove from the Pending Releases Screen


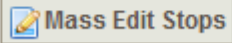
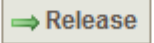
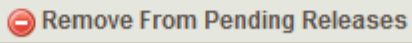


<input type="checkbox"/>	PO	PO Status	Created Time	Vendor
<input type="checkbox"/>	9434969 DC0890 	OPEN	01/19/2015 17:18	147280 VARIABLES INC-CORPORATE
<input type="checkbox"/>	9434969 DC0885  	OPEN	01/19/2015 17:18	147280 VARIABLES INC-CORPORATE

Single PO Release

- Click PO to release
- You will reach the Pending Release screen shown on Page 11

PO Search		PO Search Results		Pending Releases (1)		Release Search	
<input type="checkbox"/>	PO ^	Product(s) ⇅	Available Quantity ⇅	Release Quantity ⇅	Weight ⇅	Cube ⇅	Origin ⇅
<input type="checkbox"/>	9434969 DC0885	9434969	85.00 PCS				

Single PO Release

- Pending Release Screen: Fill in the information required (listed on page 12)

Pending release for PO 9434969 DC0885

Status PO: Pending 9434969 DC0885 Equipment: 53 FT DRYVAN Hot Vendor: 1 Order Type: Vendor Inbound

Stops

Type	Location ID/Name	Location Address	Earliest Time	Latest Time
Pickup			01/26/15 00:00	01/31/15 00:00
Dropoff	DC0885 KOHL'S DC 885	2065 KEYSTONE PACIFIC PKWY PATTERSON, CA 95363 USA	02/02/15 00:00	01/31/16 00:00

Line Items (1)

PO Line # ^	Product # ^	Description ^	Available ^	Quantity	Weight	Cube	Handling Unit	LTL Class	Hazmat	Pickup Num
	9434969		85.00 PCS	<input type="text"/> PCS	<input type="text"/> LBS	<input type="text"/> CF	<input type="text"/> CTN		<input type="checkbox"/>	

Single PO Release

Pickup Location ID/Name – Vendors must search for their Shipping Location. Click the spyglasses to see the locations that you are associated with. If your shipping location is not listed, contact TMS@Kohls.com to get the shipping location added

Earliest Time/Latest Time – This date **must** be changed to reflect your shipping availability within your given ship window. Refer to TMS Tips December 2014: TMS Routing Best Practices

Quantity of Pieces

Total Weight of shipment

Total Cubic Feet of the shipment – For cube calculations formula, refer to TR-01 cube calculation guidelines in Kohl's connection website. If your freight is more than a truck load. Enter for 3,600 CF first, and then enter cube for remaining.

Handling Unit – Can change to PLT (Pallet) Only if pallet approved vendor

Hazmat – Check the box if product is considered Hazmat

Reason Code – Enter as needed

Reason Comment – Enter as needed

Single PO Release

- After all of the information is entered, Click **“Release”**

Pending release for PO 9434969 DC0885

Status PO: Pending 9434969 DC0885 Equipment: 53 FT DRYVAN Hot Vendor: Order Type: Vendor Inbound

Stops

Type	Location ID/Name	Location Address	Earliest Time	Latest Time
Pickup			01/26/15 00:00	01/31/15 00:00
Dropoff	DC0885 KOHL'S DC 885	2065 KEYSTONE PACIFIC PKWY PATTERSON, CA 95363 USA	02/02/15 00:00	01/31/16 00:00

Line Items (1)

Available	Quantity	Weight	Cube	Handling Unit	LTL Class	Hazmat	Pickup Number	Reason Code
85.00 PCS	10.00 PCS	100.00 LBS	50.00 CF	2.00 PLT		<input type="checkbox"/>		

Update **Release** **Cancel**

Single PO Release

- You may get warnings such as Insufficient Lead Time, etc. Reference Vendor Compliance charges for more information on requirements
- Correct the errors that appear and click Release again

⚠ Insufficient Lead Time: The order(s) should be released at least 5 days prior to the earliest pickup date (1/26/15 12:00 AM).

Status PO Pending 9434969 DC0885 Equipment 53 FT DRYVAN Hot Vendor 1 Order Type Vendor Inbound

Stops

Type	Location ID/Name	Location Address	Earliest Time	Latest Time
Pickup		2065 KEYSTONE PACIFIC PKWY PATTERSON, CA 95363 USA	01/26/15 00:00	01/31/15 00:00
Dropoff	DC0885 KOHL'S DC 885	2065 KEYSTONE PACIFIC PKWY PATTERSON, CA 95363 USA	02/02/15 00:00	01/31/16 00:00

Line Items (1)

PO Line #	Product #	Description	Available	Quantity	Weight	Cube	Handling Unit	LTL C
	9434969		85.00 PCS	10.00 PCS	100.00 LBS	50.00 CF	2.00 PLT	

Important Information about PO Cancel Dates

- If a PO is entered past the cancel date, the user will get a hard error (see below) and it will not go through the system. NO routing will be returned
- Contact your Buying office to obtain an extension on the cancel dates
- Wait until the extension is VISIBLE in OMS 2 before re-releasing

Pending release for PO TESTSPAPR1303

- Review warnings, then redo action to continue
- Insufficient Lead Time: The order(s) should be released at least 5 days prior to the earliest pickup date (4/20/15 12:00 AM).
- Too Late Pickup Date: Release Latest Pickup date is after PO Latest Ship date**
- Pickup date/time is after delivery date/time: 2015-04-28 00:00 > 2015-04-22 00:00
- There are stops or line items with errors (see below)

Status PO Equipment Hot Vendor Order Type
Pending TESTSPAPR1303 53 FT DRYVAN Vendor Inbound

Stops

Errors/Warnings	Type	Location ID/Name	Location Address	Earliest Time	Latest Time
	Pickup	AMERICAN DC	10 N LINCOLN ST DUNELINE, PA 15110 USA	04/28/15 00:00	04/28/15 00:00
Too Early Deliver Date: 04/22/15 00:00	Dropoff	DC0810 KOHL'S DC 810	7855 COUNTY ROAD 140 FINDLAY, OH 45840 USA	04/22/15 00:00	04/22/15 00:00



Releasing Multiple POs at Once

- Enter PO number (Enter multiple POs with commas)
- Or type the vendor ID and DC Location ID with ship window
- Define search as needed
- Set a Search Template for frequent search criteria

The screenshot shows the 'PO Search' interface with several sections and fields. Red arrows point to the following elements:

- General:** The 'PO' field containing the value '9287774,9453990,9289913'.
- Origin:** The 'Vendor ID' field containing the value '1031'.
- Destination:** The 'Location ID(s)' field containing the value 'DC0840'.
- Dates:** The 'Pickup' date field containing the value '02/08/15'.
- Search:** The 'Search' button at the bottom right.

The interface also includes a 'Search Templates' section with a message 'No templates available...', a 'Load Save Delete' section, and a 'Reset' button at the bottom right.

Releasing Multiple POs at Once

- Check top box to select ALL POs
- Click Add To Pending Releases button
- Note: This will select ALL in the Search Results screen, not just those POs showing on the first page

The screenshot displays the 'PO Search Results' interface. At the top, there are tabs for 'PO Search', 'PO Search Results', 'Pending Releases (0)', and 'Release Search'. Below the tabs, there are navigation arrows and the text 'Rows 1-3 of 3'. The main area contains a table with the following columns: a checkbox, 'PO', 'PO Status', 'Created Time', 'Vendor', and 'Product(s)'. Three rows of data are visible, each with a checked checkbox. Below the table, there are more navigation arrows and 'Rows 1-3 of 3'. At the bottom, there are three buttons: 'Add To Pending Releases', 'Revalidate', and 'Refresh'. A 'Rows Per Page' dropdown menu is set to '15'. Two red arrows point to the top checkbox and the 'Add To Pending Releases' button.

<input checked="" type="checkbox"/>	PO	PO Status	Created Time	Vendor	Product(s)
<input checked="" type="checkbox"/>	9287774 DC0840	OPEN	01/21/2015 16:20	1001 WADSWORTH COMPANY	9287774
<input checked="" type="checkbox"/>	9289913 DC0840	OPEN	01/21/2015 16:20	1001 WADSWORTH COMPANY	9289913
<input checked="" type="checkbox"/>	9453990 DC0840	OPEN	01/30/2015 17:16	1001 WADSWORTH COMPANY	9453990

Releasing Multiple POs at Once

- From Pending Releases tab, check top box to select ALL POs
- Click Multiple PO Edit & Release button
- Note: This will select ALL in the Search Results screen, not just those PO's showing on the first page. Only choose the POs that you want to release together.

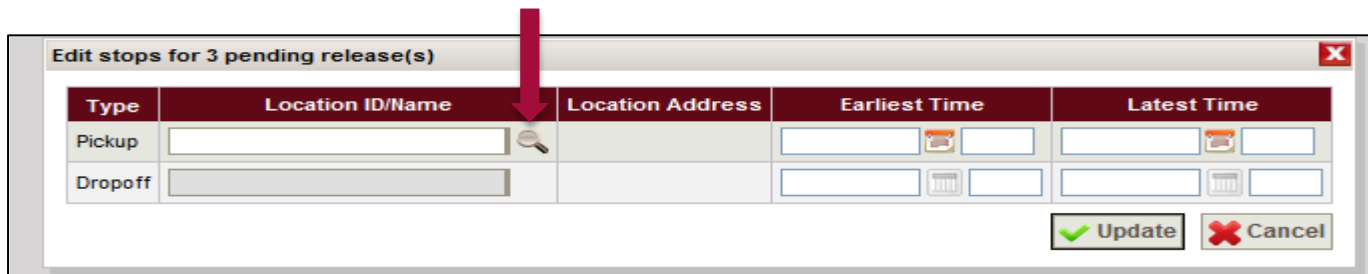


<input checked="" type="checkbox"/>	PO ▲	Product(s) ◆	Available Quantity ◆	Release Quantity ◆
<input checked="" type="checkbox"/>	9287774 DC0840	9287774	1,087.00 PCS	
<input checked="" type="checkbox"/>	9289913 DC0840	9289913	395.00 PCS	
<input checked="" type="checkbox"/>	9453990 DC0840	9453990	5,386.00 PCS	

Multiple PO Edit & Release Mass Edit Stops Release Remove From Pending Releases

Releasing Multiple POs at Once

- Click on Spyglasses to find Shipping Location
- If correct location does not appear or a new shipping location needs to be added, contact TMS@Kohls.com.



The screenshot shows a window titled "Edit stops for 3 pending release(s)". It contains a table with the following columns: Type, Location ID/Name, Location Address, Earliest Time, and Latest Time. The "Type" column has two rows: "Pickup" and "Dropoff". The "Location ID/Name" column for the "Pickup" row has a magnifying glass icon, which is highlighted by a red arrow. The "Earliest Time" and "Latest Time" columns have date pickers. At the bottom right, there are "Update" and "Cancel" buttons.

Type	Location ID/Name	Location Address	Earliest Time	Latest Time
Pickup	<input type="text"/> 🔍	<input type="text"/>	<input type="text"/> 📅	<input type="text"/> 📅
Dropoff	<input type="text"/>	<input type="text"/>	<input type="text"/> 📅	<input type="text"/> 📅

Update Cancel

Releasing Multiple POs at Once

- Click on Location ID # and click Update
- If you have not filled in all other support information, then you will receive warning messages until all other required information has been filled in
- Continue tabbing through and enter in all required information to release shipments

Edit stops for 3 pending release(s)

Type	Location ID/Name	Location Address	Earliest Time	Latest Time
Pickup	<input type="text"/>	385 TECHNOLOGY DR FAVETTEVILLE, NC 28508 USA	<input type="text"/>	<input type="text"/>
Dropoff	<input type="text"/>		<input type="text"/>	<input type="text"/>

Releasing Multiple POs at Once

Pickup Location ID/Name – Vendors must search for their Shipping Location. Click the spyglasses to see the locations that you are associated with. If your shipping location is not listed, contact TMS@Kohls.com to get the shipping location added

Earliest Time/Latest Time – This date **must** be changed to reflect your shipping availability within your given ship window. Refer to TMS Tips December 2014: TMS Routing Best Practices

Quantity of Pieces

Total Weight of shipment

Total Cubic Feet of the shipment – For cube calculations formula, refer to TR-01 cube calculation guidelines in Kohl's connection website. If your freight is more than a truck load. Enter for 3,600 CF first, and then enter cube for remaining

Handling Unit – Can change to PLT (Pallet) Only if pallet approved vendor

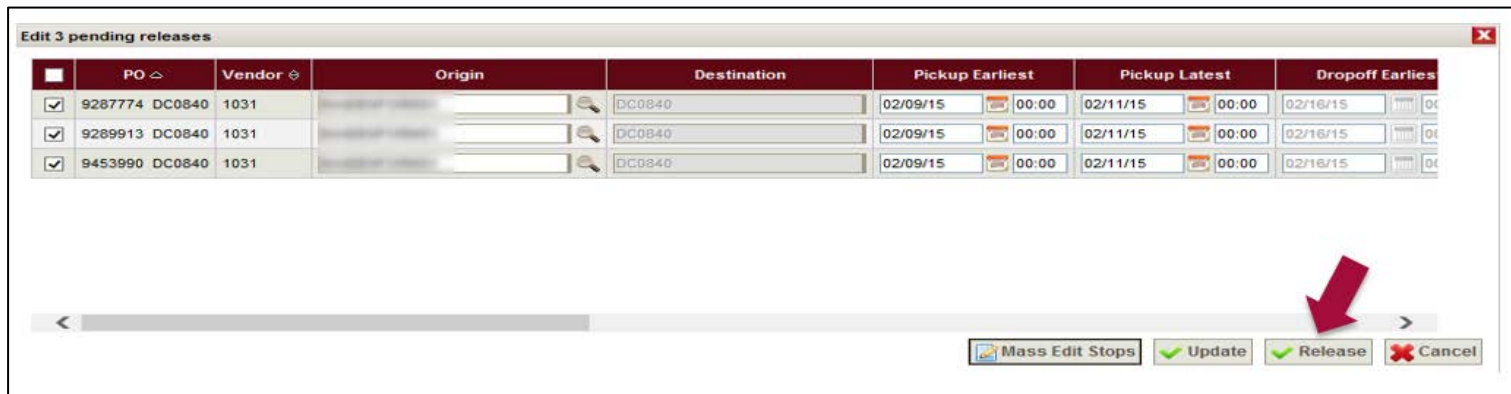
Hazmat – Check the box if product is considered Hazmat

Reason Code – Enter as needed

Reason Comment – Enter as needed

Releasing Multiple POs at Once

- After all required information is filled in, click the Release button and your POs will be released
- POs can be reviewed while scrolling by hovering over the Product # listed



- Your shipment and/or shipments are now released and will be routed

Searching for PO Releases

- To check on your PO Release, click on the Release Search tab
- Enter PO and click search. If the PO information does not appear, you did not release it. If your release was successful, it will appear with the PM-REL-XXXXXXX . You may search by Release # or any other criteria as shown.

PO Search Pending Releases (0) Release Search

Search Templates
No templates available...

Origin
Location ID(s)
Vendor ID

Dates
Pickup -
Delivery -
Created -

General
Release Number
Release Status
PO
Product #

Destination
Location ID(s)

Search Reset

PO Search Pending Releases (0) Release Search Release Search Results

Rows 1-1 of 1


Release	Release Status	Created By	Created Time	PO
PM-REL-7060469	OPEN	Jake Short	01/22/2015 14:38	6629521 DC0865




















Rows 1-1 of 1

Rows Per Page 15

Searching for PO Releases

- You can also search the PO Search Screen, if the PO has been released, the PM-REL-XXXXXX will appear in the Release Column
- While hovering over the icon it will give you all Released information
- Click on the icon and it will take you to the Release Search Results tab to the specific Release

Releases	Ordered Quantity	Available Quantity	Origin	Destination	Pic			
PM-REL-7061086 	3.00 PCS	0.00 PCS		DC0860 KOHL'S DC 860	04/20/2 04/25/2			
Click image to view releases								
Release	Status	Created By	Created Time	Quantity	Weight	Cube	Origin	Destination
PM-REL-7061086	OPEN	Kohls Test User1	04/23/2015 09:48	3.00 PCS	3.00 LBS	33.00 CF	VANHEUS00104	DC0860

PO Search	PO Search Results	Pending Releases (0)	Release Search	Release Search Results	
Rows 1-9 of 9					
PO	PO Status	Created Time	Vendor	Product(s)	Releases
<input type="checkbox"/> 6629521 DC0810 	OPEN	10/09/2014 13:10	71565 VFIMAGE00100-CORPORATE	6629521 	
<input type="checkbox"/> 6629521 DC0830 	OPEN	10/09/2014 13:10	71565 VFIMAGE00100-CORPORATE	6629521 	
<input type="checkbox"/> 6629521 DC0840 	OPEN	10/09/2014 13:10	71565 VFIMAGE00100-CORPORATE	6629521 	
<input type="checkbox"/> 6629521 DC0855 	OPEN	10/09/2014 13:10	71565 VFIMAGE00100-CORPORATE	6629521 	
<input type="checkbox"/> 6629521 DC0860 	OPEN	10/09/2014 13:10	71565 VFIMAGE00100-CORPORATE	6629521 	
<input type="checkbox"/> 6629521 DC0865 	OPEN	10/09/2014 13:10	71565 VFIMAGE00100-CORPORATE	6629521 	PM-REL-7060469 
<input type="checkbox"/> 6629521 DC0875 	OPEN	10/09/2014 13:10	71565 VFIMAGE00100-CORPORATE	6629521 	
<input type="checkbox"/> 6629521 DC0885 	OPEN	10/09/2014 13:10	71565 VFIMAGE00100-CORPORATE	6629521 	
<input type="checkbox"/> 6629521 DC0890 	OPEN	10/09/2014 13:10	71565 VFIMAGE00100-CORPORATE	6629521 	
Rows 1-9 of 9					

Editing PO Releases

- On the Release Search Tab, enter the Release number. (Enter multiple Releases separated with commas).
- Option to search by PO, Date, Vendor ID, Origin, Destination, or Release Status
- Click on the Release that needs to be updated and the Release Update screen will be visible
- Update needed fields and click Update

Release PM-REL-7061085

Status PO: OPEN 9120801 DC0860 Equipment: 53 FT DRYVAN Hot Vendor: 1 Order Type: Vendor Inbound

Comment:

Stops

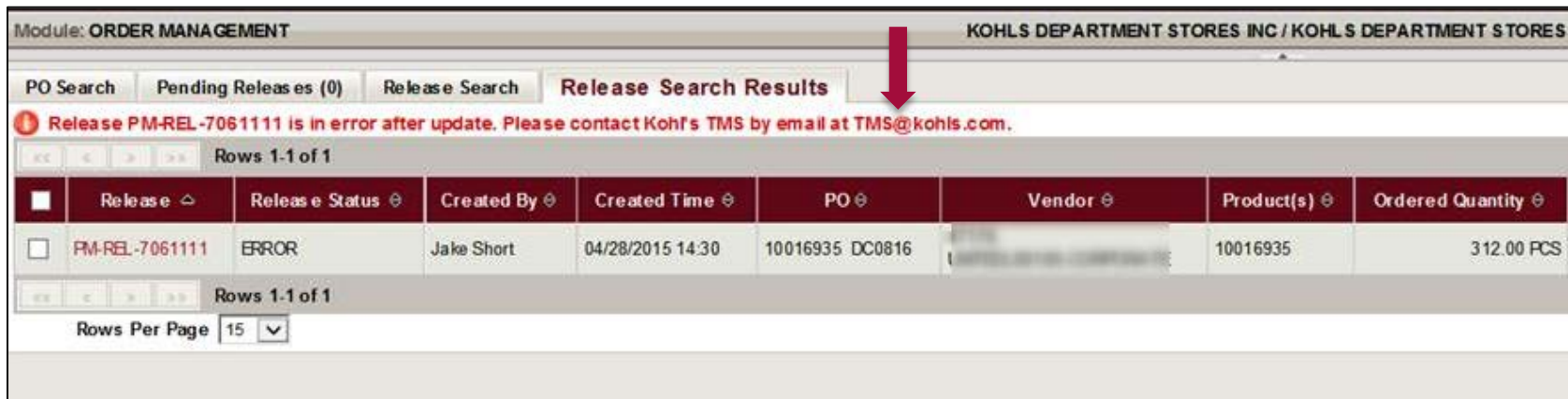
Type	Location ID/Name	Location Address	Earliest Time	Latest Time
Pickup			04/23/15 00:00	04/25/15 23:59
Dropoff	DC0860 KOHL'S DC 860	1600 N BUSINESS 45 CORSIANA, TX 75110 USA	04/27/15 00:01	04/25/16 23:59

Line Items (1)

PO Line #	Product #	Description	Quantity	Weight	Cube	Handling Unit	LTL Class	Hazmat	Pickup Number
	9120801		624.00 PCS	624.00 LBS	624.00 CF	624.00 CTN		<input type="checkbox"/>	

Editing PO Releases

- Parcel updates will not be accepted once the PO has been released
- If your update was unable to be processed, you will receive an Error message, you must contact TMS@Kohls.com to update your release
- You must contact TMS@Kohls.com if:
 - Any changes are needed after the initial PO Release
 - You receive an error when trying to release
 - You need to update an existing release and are unable to release
- When e-mailing TMS PM-REL-XXXXXXX must be included



Module: ORDER MANAGEMENT KOHL'S DEPARTMENT STORES INC / KOHL'S DEPARTMENT STORES

PO Search Pending Releases (0) Release Search **Release Search Results**

Release PM-REL-7061111 is in error after update. Please contact Kohl's TMS by email at TMS@kohls.com.

Rows 1-1 of 1


Release	Release Status	Created By	Created Time	PO	Vendor	Product(s)	Ordered Quantity
<input type="checkbox"/> PM-REL-7061111	ERROR	Jake Short	04/28/2015 14:30	10016935 DC0816		10016935	312.00 FCS

Rows 1-1 of 1

Rows Per Page 15

Viewing the Kohl's Manifest

Log on to www.Transplace.com then click on External Shipment Monitoring



Viewing the Kohl's Manifest

- In the “Criteria” section, select TMS Purchase Order in “Reference(s)”
- Key in PO number and DC Number (formatting is KEY) 9099799 DC0870
 - Double space between PO and DC
 - Must enter DC with 0 in front of location number
- You may also search by PM-REL Release # (Delivery Order Number)
- Clear out date ranges and check the box marked “Include Unplanned”
- Click Search

The screenshot displays the Transplace search interface with several sections and red arrows pointing to specific elements:

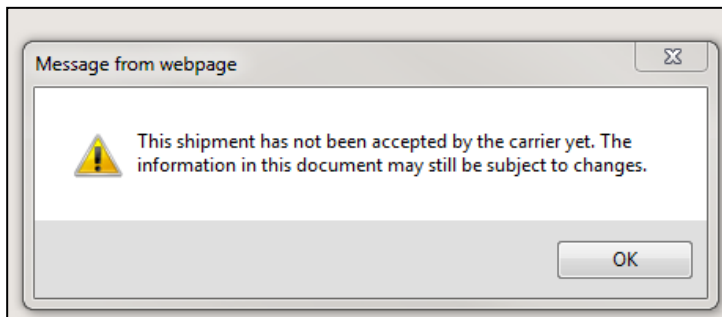
- Search Filters**: Includes a search template area with buttons for Load, Save, and Delete.
- Criteria**: Contains fields for Transplace Load/Mode Execution ID(s), Reference(s) (set to TMS Purchase Order), Support Info(s), and SKU/Product Number(s). A red arrow points to the Reference(s) dropdown.
- Report Type**: Includes radio buttons for Load (selected), Freight/PO, and Line Item/Products.
- Misc Search Criteria**: Includes a checked box for Include Unplanned, a Crossdock Report checkbox, and dropdowns for Order Type and Business Unit. A red arrow points to the Include Unplanned checkbox.
- Origin (Outbound)** and **Destination (Inbound)**: Each has fields for Location ID(s), City, State, Zip, Country, and Vendor(s), with a Clear button.
- Dates**: Includes Pickup and Delivery date ranges (01/20/15 to 01/26/15) with time and Clear buttons. A red arrow points to the Clear button.
- Domains** and **Accounts**: Lists KOHL'S DEPARTMENT STORES INC.
- Carrier**: Includes Mode (ALL, Air, Intermodal, LTL, Ocean, Parcel, Rail, TL) and SCAC(s).
- Bill To**: Includes Bill To(s) field.
- Status**: Includes a list of status options (ALL, Assigned, Cancelled, Delivered, Hold, In-Process, In-Transit). A red arrow points to the ALL status option.

At the bottom right, there are Search and Reset buttons.

Viewing the Kohl's Manifest

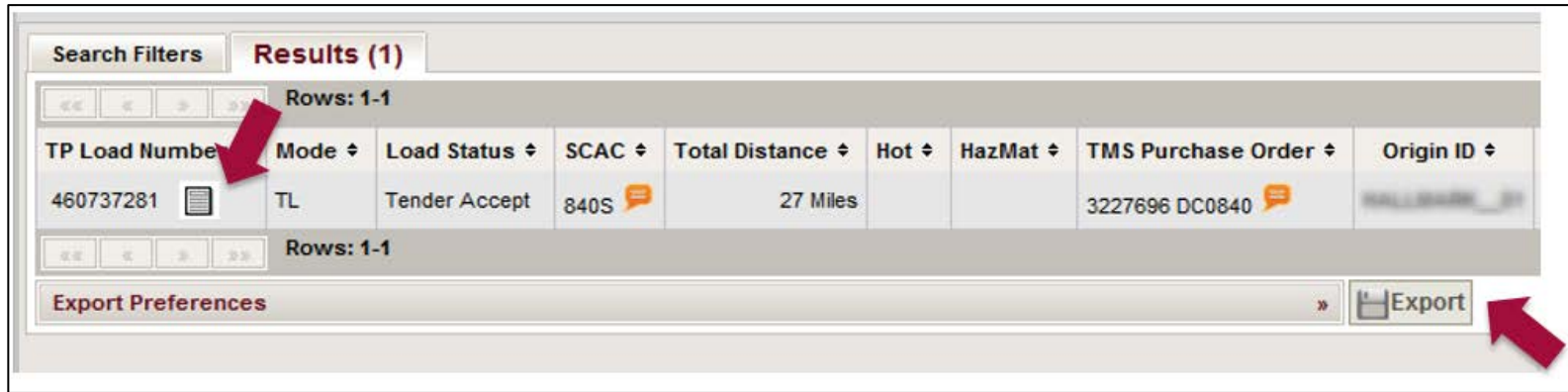
- **Check for Carrier Assignment in the “Load Status” column**
 - Null: Has not yet been assigned – No Action Necessary
 - Pending: Has not yet been assigned – Do not contact Carrier
 - Tender Accept: Select Manifest Icon – Contact Carrier
 - Delivered: Shipment has been Delivered – No Action Necessary
 - Cancelled: Indicating Cancelled Load Status – No Action Necessary
- **Be aware that the load could change after it is in TENDER ACCEPT status with a carrier as you or another vendor on the load may update information.**

Best Practice: Always double check manifest in Transplace before shipping.
- **If you receive the below warning message that the load is not Accepted by the Carrier – The carrier information is subject to change**



Viewing the Kohl's Manifest

- Click on Paper Icon



The screenshot displays a search results interface with the following components:

- Search Filters** and **Results (1)** tabs.
- Rows: 1-1** pagination indicator.
- Table Headers:** TP Load Number, Mode, Load Status, SCAC, Total Distance, Hot, HazMat, TMS Purchase Order, Origin ID.
- Table Row 1:** 460737281, TL, Tender Accept, 840S, 27 Miles, 3227696 DC0840.
- Export Preferences** section at the bottom.
- Export** button with a paper icon.

- Click Open to view the manifest
- Manifest will be in a PDF format. If there is no Transplace Load Number, the load is not planned and there is no manifest.

Printing the Kohl's Manifest

- Manifest will be in PDF form. You may now print or save it.

KOHLS DEPARTMENT STORES INC													
Master Manifest													
Pickup Beg Date: 01-23-2015 09:41				Print Date: 01-23-2015 14:59				TP Load Number: 460737281					
Pickup End Date: 01-24-2015 09:41													
Carrier: KOHLS 840 BACKHAUL - SWFT				SCAC: 8400				Trailer #: W5029					
Carrier Contact: Cindy Christman				Carrier Phone: 816-421-5217				Contact Email: CINDY@KOHLS.COM					
Shipper Details:													
Stop		Shipper										Pickup Date	
1		WALMART MARKETING CORP, 2101 N LIGHTHOUSE ST, LIBERTY, MO 64019										01-23-2015	
Receiver Details:													
Stop		Receiver										Delivery Date	
FINAL		KOHL'S DC 840, 2015 E JEFFERSON RD , GRAIN VALLEY, MO, 64029										02-20-2015	
Stop	Manifest Number	P-Bill Number	Vendor Pick-Up Date	TMS PO	Delivery Order	Vendor Shipment Number	Vendor Name	Comments	Quantity (handling unit)	Weight	Cube	% of Truck (pallets)	
FINAL				3227731					14 CTN	114	17	0.47%	
FINAL				DC0840					13 CTN	31	11	0.31%	
FINAL				3227697					41 CTN	96	34	0.94%	
FINAL				DC0840									
				3227696									
				DC0840									
Totals:									68 ctns	241	62	1.72%	
TP Load Number: 460737281												Page 1 of 1	

Contacts

- **TMS – TMS@Kohls.com**
 - Main contact regarding training or system questions
- **Transplace – SAAS@Transplace.com or 214-436-8193**
 - Only contact Transplace for Username Set up
 - Users can now Reset own password on Transplace website on the main login page