



Microstrategy Report to Qlik App Mapping

Microstrategy Report to Qlik App Mapping

[Link to accompanying video](#)

Microstrategy contained more than 15 reports that had to be individually executed to see the data. Those numerous reports have been consolidated into four Qlik apps. Some reports are shown on a dedicated sheet inside of an app or they might be a set of filters you can apply with the push of a button. This consolidation is intended to give each vendor user more control and flexibility on how they engage with and analyze their data. Each section below focuses on a single Qlik app and the corresponding Microstrategy reports it contains.

Use this link to learn the basic skills for navigating Qlik and exporting data:

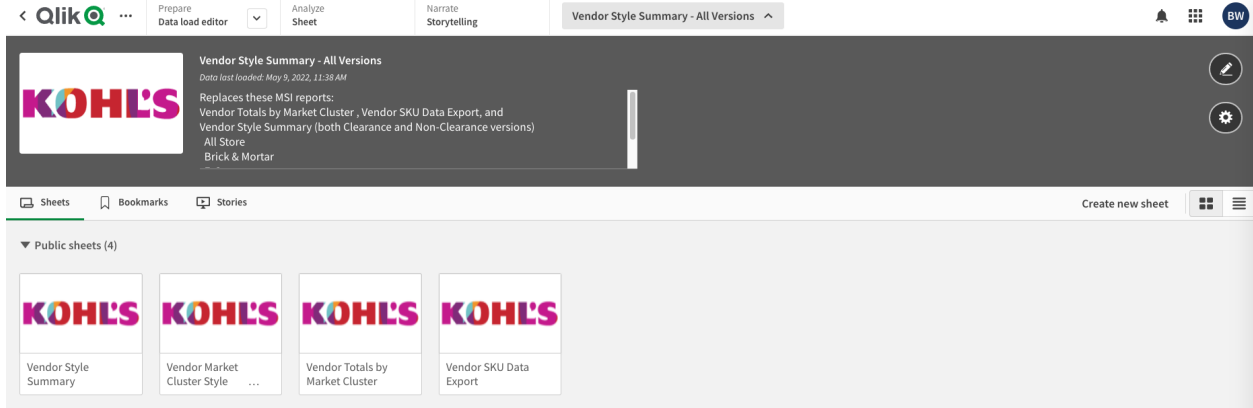
https://link.kohls.com/media/digital/k-link/downloads/pdf/Qlik_Basics.pdf

MSI Report	Qlik App/Sheet	Filter
EI-000111 - All Store - Vendor Style Summary - Non Clearance Last Week	Vendor Style Summary - All Versions/Vendor Style Summary	All Stores - Non Clearance
EI-000112 - All Store - Vendor Style Summary - Clearance Last Week	Vendor Style Summary - All Versions/Vendor Style Summary	All Stores - Clearance
EI-000113 - Brick & Mortar - Vendor Style Summary - Non Clearance Last Week	Vendor Style Summary - All Versions/Vendor Style Summary	B&M - Non Clearance
EI-000114 - Brick & Mortar - Vendor Style Summary - Clearance Last Week	Vendor Style Summary - All Versions/Vendor Style Summary	B&M - Clearance
EI-000115 - E-Commerce - Vendor Style Summary - Non Clearance Last Week	Vendor Style Summary - All Versions/Vendor Style Summary	E-Comm - Non Clearance
EI-000116 - E-Commerce - Vendor Style Summary - Clearance Last Week	Vendor Style Summary - All Versions/Vendor Style Summary	E-Comm - Clearance
EI-000117 - Direct Ship - Vendor Style Summary - Non Clearance Last Week Direct Ship - Non Clearance	Vendor Style Summary - All Versions/Vendor Style Summary	Direct Ship - Non Clearance

MSI Report	Qlik App/Sheet	Filter
EI-000118 - Vendor Market Cluster Style Summary	Vendor Style Summary - All Versions/Vendor Market Cluster Style Summary	N/A
EI-000120 - Vendor Totals by Market Cluster	Vendor Style Summary - All Versions/Vendor Totals by Market Cluster	N/A
Vendor SKU Data Export (Enhanced Reporting Folder)	Vendor Style Summary - All Versions/Vendor SKU Data Export	N/A
EI-000119 Vendor Totals by Department	Vendor Totals by Department	N/A
Vendor Weekly Business Summary (Enhance Reporting Folder)	Vendor Weekly Business Summary	N/A
Vendor SKU-STR Data Export (Enhanced Reporting Folder)	Vendor SKU-STR Data Export	N/A


Vendor Style Summary - All Versions

This app contains all versions of the Vendor Style Summary as well as some other dedicated views. Here is the app overview:



We will walk through each sheet and discuss the corresponding Microstrategy reports.

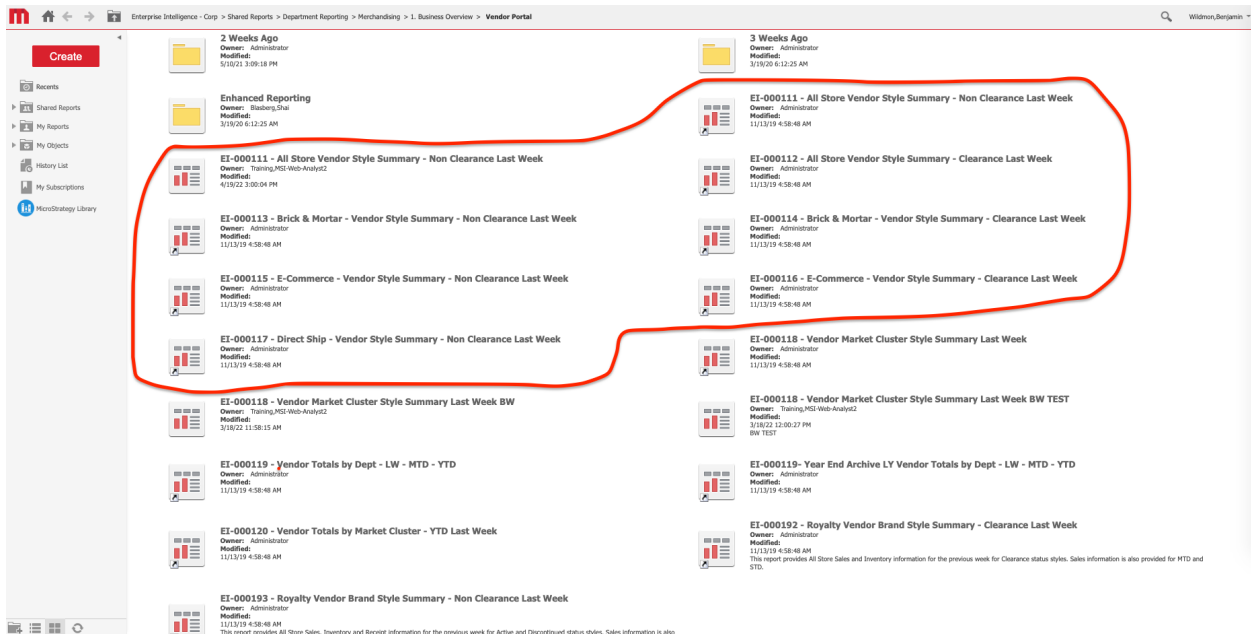
Vendor Style Summary



This sheet contains all of the following Microstrategy reports:

- EI-000111 - All Store - Vendor Style Summary - Non Clearance Last Week
- EI-000112 - All Store - Vendor Style Summary - Clearance Last Week
- EI-000113 - Brick & Mortar - Vendor Style Summary - Non Clearance Last Week
- EI-000114 - Brick & Mortar - Vendor Style Summary - Clearance Last Week
- EI-000115 - E-Commerce - Vendor Style Summary - Non Clearance Last Week
- EI-000116 - E-Commerce - Vendor Style Summary - Clearance Last Week
- EI-000117 - Direct Ship - Vendor Style Summary - Non Clearance Last Week

Here are the reports as seen in Microstrategy:



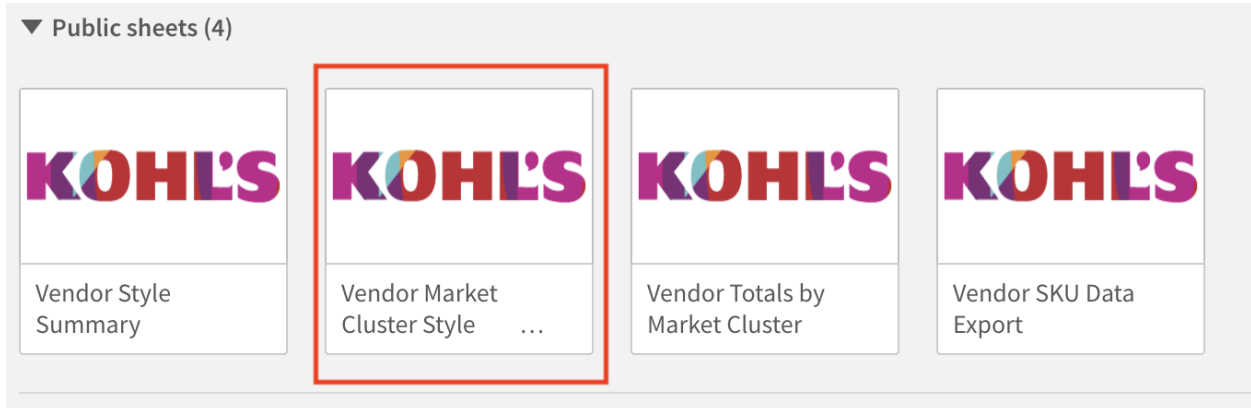
Below is the sheet view in Qlik. The buttons at the top apply the filters as described, e.g. clicking the “All Stores - Non Clearance” button filters the data to include both B&M an E-Commerce locations for SKUs in a Non Clearance status thus recreating the same data available in the Microstrategy report titled “*EI-000111 - All Store - Vendor Style Summary - Non Clearance Last*”

Week". This sheet has both Report and Grid views accessible via the tabs in the middle of the screen under the Quick Filter Buttons.

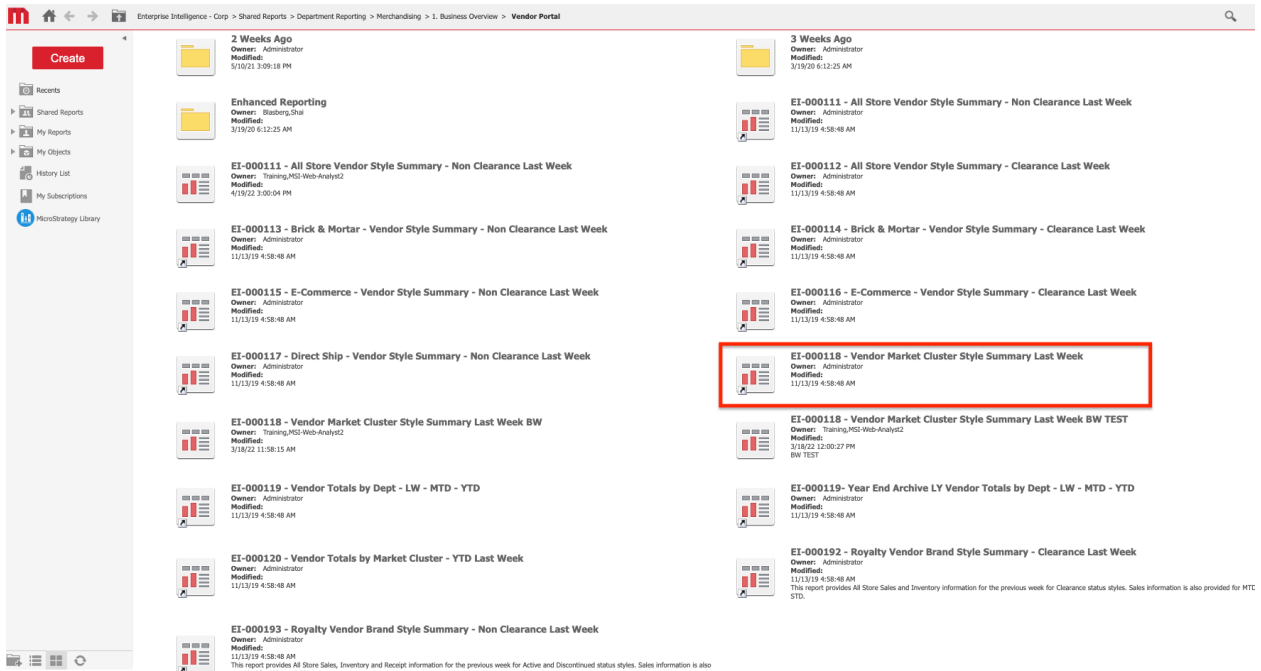
Here is a mapping of each Microstrategy report to the corresponding Qlik filter button label:

Microstrategy Report Name	Qlik Filter Button Label
EI-000111 - All Store - Vendor Style Summary - Non Clearance Last Week	All Stores - Non Clearance
EI-000112 - All Store - Vendor Style Summary - Clearance Last Week	All Stores - Clearance
EI-000113 - Brick & Mortar - Vendor Style Summary - Non Clearance Last Week	B&M - Non Clearance
EI-000114 - Brick & Mortar - Vendor Style Summary - Clearance Last Week	B&M - Clearance
EI-000115 - E-Commerce - Vendor Style Summary - Non Clearance Last Week	E-Comm - Non Clearance
EI-000116 - E-Commerce - Vendor Style Summary - Clearance Last Week	E-Comm - Clearance
EI-000117 - Direct Ship - Vendor Style Summary - Non Clearance Last Week	Direct Ship - Non Clearance
<i>New!</i>	Direct Ship - Clearance

Vendor Market Cluster Style Summary



This sheet contains only a single Microstrategy report, *EI-000118 - Vendor Market Cluster Style Summary Last Week*, shown below in Microstrategy.



This is the sheet in Qlik. Note that the quick filter buttons persist to this sheet for your convenience but do not correspond to features that were present in the Microstrategy report. This sheet has both Report and Grid views accessible via the tabs in the middle of the screen under the Quick Filter Buttons.

Vendor Market Cluster Style Summary **KOHL'S**

Date last reloaded: 5/9/2022 6:06:08 PM

SKU Status Description: ACTIVE, DISCONTINUED Vendor Name: kohls
All values thru week ending 05/07/2022

								Verified Sales Units TY WTD	Verified Sales Units Sell Thru % TY WTD	Verified Sales Units TY YTD	
KOHL'S CAFE	984 - KOHL'S CAFE	10 - DRINKS	15 - ALSO AVAILABLE	DECAF	DECAF	MULTI/NONE	0	Totals	0	0.0%	0
				COLD	0	0.0%	0				
				Totals	0	0.0%	0				
				COLD	0	0.0%	0				
				Totals	0	0.0%	0				
				COLD	0	0.0%	0				
			16 - NON COFFEE DRINKS	CCB2703	DIET COKE	MULTI/NONE	1.79	Totals	1	-6.3%	4
				COLD	1	-16.5%	4				
				HOT	0	0.0%	0				
				MILD	0	0.0%	0				
				Totals	1	-2.8%	4				
				COLD	0	-0.1%	2				
CCB2707	COCA COLA	MULTI/NONE	1.79	Totals	1	0.0%	1				
				COLD	0	0.0%	2				
				HOT	0	0.0%	1				
				SUPER HOT	1	-62.8%	1				
				Totals	0	0.0%	3				
				COLD	0	0.0%	0				
CCB2721	SPRITE	MULTI/NONE	1.79	Totals	0	0.0%	3				
				COLD	0	0.0%	0				
				HOT	0	0.0%	3				
				SUPER HOT	0	0.0%	0				
				Totals	0	0.0%	1				
				COLD	0	0.0%	0				
PEP00129	PEPSI	MULTI/NONE	1.79	Totals	0	0.0%	1				
				COLD	0	0.0%	0				
				HOT	0	0.0%	1				
				MILD	0	0.0%	0				
PEP00130	DIET PEPSI	MULTI/NONE	1.79	Totals	0	0.0%	2				
				COLD	0	0.0%	2				

Vendor Totals by Market Cluster

▼ Public sheets (4)

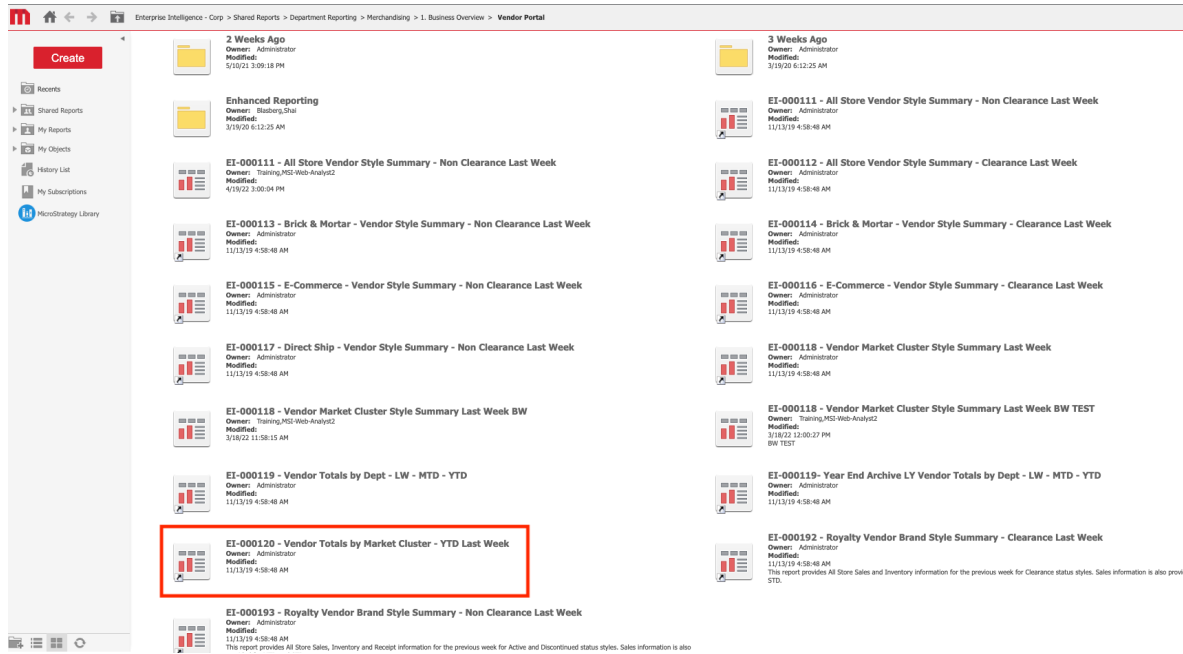
Vendor Style Summary

Vendor Market Cluster Style ...

Vendor Totals by Market Cluster

Vendor SKU Data Export

This sheet contains only a single Microstrategy report, *EI-000120 - Vendor Totals by Market Cluster*, shown below in Microstrategy.




This is the sheet in Qlik. Note that the quick filter buttons persist to this sheet for your convenience but do not correspond to features that were present in the Microstrategy report. This sheet has both Report and Grid views accessible via the tabs in the middle of the screen under the Quick Filter Buttons.

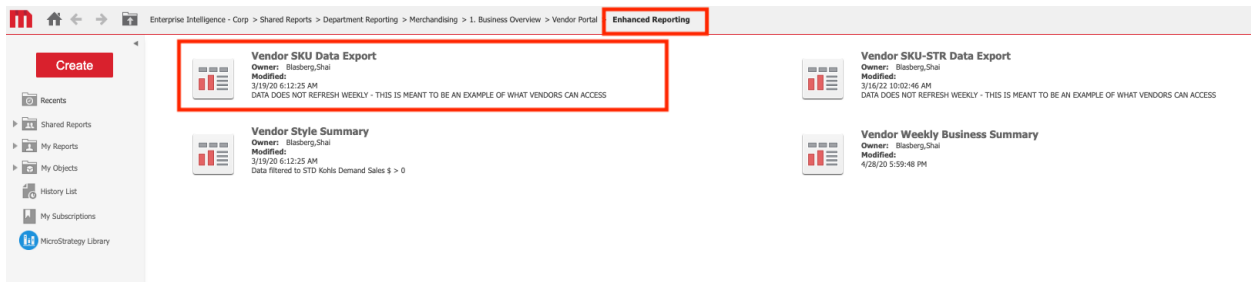
The screenshot shows the Qlik Microstrategy report 'Vendor Totals by Market Cluster' in Report view. The 'Report' tab is selected, and the data table is visible. The report includes a header with the Kohl's logo and a date last reloaded: 5/9/2022 6:08:08 PM. Below the header are several filter buttons for 'All Stores - Non Clearance', 'All Stores - Clearance', 'B&M - Non Clearance', 'B&M - Clearance', 'E-Comm - Non Clearance', 'E-Comm - Clearance', 'Direct Ship - Non Clearance', and 'Direct Ship - Clearance'. The data table is titled 'SKU Status Description: ACTIVE, DISCONTNUED Vendor Name: kohls' and shows sales units and percentages for various categories.

Vendor Name			Category			Department			Values				
									Climate Attribut...				
									Verified Sales Units TY YTD	Verified Sales Units LY YTD	Verified Sales Units TY YTD % Chg to LY	EOH Units TY	EOH Units LY
Totals									23	13	84.4%	(445)	(408)
KOHL'S CAFE	Totals								23	13	84.4%	(445)	(408)
	99 - MISC-GMM	Totals							23	13	84.4%	(445)	(408)
		984 - KOHL'S CAFE							11	9	26.3%	(393)	(369)
		Totals							8	2	261.3%	(34)	(15)
		COLD							3	1	298.6%	(13)	(17)
		HOT							3	1	298.6%	(13)	(17)
		MILD							2	1	57.0%	(5)	(6)
		SUPER											
		HOT											

Vendor SKU Data Export



This sheet contains only a single Microstrategy report, *Vendor SKU Data Export*, shown below in Microstrategy in the *Enhanced Reporting* folder.



This is the sheet in Qlik which only has a grid view but adds filter panes and drop downs to mimic the functionality available in the Microstrategy version.

Vendor SKU Data Export

Shifted

Brand Name, SKU Status, Vendor Style, Department, Buyer, Subclass, Major Class

Date last reloaded: 5/9/2022 6:06:08 PM

Brand Name	Buyer Number	Buying Office Description	Vendor Style Number	Vendor Style Description	Group Code	Unit Cost Amount	Corp Unit Retail Amount	Vendor Color	Department Number	Department Description	Major Class Number	Major Class Description
UNBRANDED	99	MISCELLANEOUS	CC82703	DIET COKE		1.07	1.79	MULTINONE	984	KOHL'S CAFE	10	DRINKS
UNBRANDED	99	MISCELLANEOUS	CC82707	COCA COLA		1.17	1.79	MULTINONE	984	KOHL'S CAFE	10	DRINKS
UNBRANDED	99	MISCELLANEOUS	CC82721	SPRITE		1.10	1.79	MULTINONE	984	KOHL'S CAFE	10	DRINKS
UNBRANDED	99	MISCELLANEOUS	DECAF	DECAF		9	9	MULTINONE	984	KOHL'S CAFE	10	DRINKS
UNBRANDED	99	MISCELLANEOUS	FR44369	LAYS POTATO CHIPS LES		0.42	1.29	MULTINONE	984	KOHL'S CAFE	20	BAR/STICKS
UNBRANDED	99	MISCELLANEOUS	GEM3350	NATURE VALLEY OAT/HONEY GRANOL		0.4	1.29	MULTINONE	984	KOHL'S CAFE	20	BAR/STICKS
UNBRANDED	99	MISCELLANEOUS	ICED	ICED		0	0	MULTINONE	984	KOHL'S CAFE	10	DRINKS
UNBRANDED	99	MISCELLANEOUS	NON-FAT MILK	NON-FAT MILK		0	0	MULTINONE	984	KOHL'S CAFE	10	DRINKS
UNBRANDED	99	MISCELLANEOUS	PEP01158	PEPSI		0.888	1.79	MULTINONE	984	KOHL'S CAFE	10	DRINKS
UNBRANDED	99	MISCELLANEOUS	PEP01150	DIET PEPSI		0.888	1.79	MULTINONE	984	KOHL'S CAFE	10	DRINKS
UNBRANDED	99	MISCELLANEOUS	PEP01154	MOUNTAIN DEW		0.888	1.79	MULTINONE	984	KOHL'S CAFE	10	DRINKS
UNBRANDED	99	MISCELLANEOUS	PEP01159	AQUAFINA		0.472	1.79	MULTINONE	984	KOHL'S CAFE	10	DRINKS
UNBRANDED	99	MISCELLANEOUS	PEP44564	DIET MOUNTAIN DEW		0.888	1.79	MULTINONE	984	KOHL'S CAFE	10	DRINKS
UNBRANDED	99	MISCELLANEOUS	PER164521	PERIER SPARKLING MINERAL WATE		0.78	1.79	MULTINONE	984	KOHL'S CAFE	10	DRINKS

This is a drop down to select different comparison time periods.

These are filter panes. Selections here will be added to the Selections Bar at the top similar to the Quick Filter Buttons on the other sheets.

Vendor Totals by Department

This app contains the Vendor Totals by Department report. Here is the app overview:

The screenshot shows the Qlik app interface. At the top, there are navigation tabs for 'Prepare Data load...', 'Analyze Sheet', and 'Narrate Storytelling'. The current app is 'DNU - VIDS & GUIDES ONLY - Vendor Totals by Department'. Below the title, it states 'Data last loaded: May 11, 2022, 9:22 AM'. A description says 'Replaces these MSI reports: EI-000119 Vendor Totals by Dept - LW - MTD - YTD' and 'EI-000119 Year End Archive LY Vendor Totals by Dept - Week Month - YTD'. The interface includes a 'Sheets' tab, a 'Public sheets (1)' section with a preview of the 'Vendor Totals by Department' sheet, and a 'Create new sheet' button.

The Microstrategy version of the EI-000119 Vendor Totals by Department is shown here:

The screenshot shows the Microstrategy report library. The breadcrumb path is 'Enterprise Intelligence - Corp > Shared Reports > Department Reporting > Merchandising > 1. Business Overview > Vendor Portal'. A sidebar on the left contains navigation options like 'Recents', 'Shared Reports', 'My Reports', 'My Objects', 'History List', 'My Subscriptions', and 'MicroStrategy Library'. The main area displays a grid of reports. Two reports are highlighted with a red border:

- EI-000119 - Vendor Totals by Dept - LW - MTD - YTD**
Owner: Administrator
Modified: 11/13/19 4:58:48 AM
- EI-000119 - Year End Archive LY Vendor Totals by Dept - LW - MTD - YTD**
Owner: Administrator
Modified: 11/13/19 4:58:48 AM

This is the sheet in Qlik. There is only one sheet representing the consolidation of the two reports from Microstrategy.

Qlik > Prepare Data load editor > Analyze Sheet > Narrate Storytelling

Vendor Name: KOHLS CAFE

Vendor Totals by Department

Date last reloaded: 5/11/2022 2:22:24 PM

EI-000119 - Vendor Total by Dept - LW - MTD - YTD
Data values refreshed thru 5/7/2022

Vendor Name Q Department Q Fiscal Year - Month Q Values

Fiscal Month Name Q Fiscal Week Q

				Sales Units	LY Sales Units	Sales Units % Chg TY vs LY	EOH Units	LY EOH Units	EOH Units % Chg TY vs LY
KOHL'S CAFE	Totals			24	11	8.4%	-5,988	-5,078	17.9%
	984 - KOHL'S CAFE								
		2022-01	Totals	5	4	-40.3%	-2,433	-1,888	28.9%
			FEBRUARY						
			01	1	2	-45.6%	-932	-477	95.4%
			02	1	1	-100.0%	-760	-743	2.3%
			03	2	0	89.1%	-107	-667	-83.9%
			04	1	0	-	-635	-1	66,684.1%
		2022-02	Totals	16	4	47.8%	-2,176	-1,630	33.5%
			MARCH						
			05	2	0	1,664.0%	-69	-750	-90.7%
			06	2	0	-56.3%	-159	-334	-52.4%
			07	2	0	-76.9%	-390	-14	2,697.7%
			08	2	2	-59.5%	-686	-509	34.9%
			09	7	1	67.6%	-871	-24	3,530.0%
		2022-03	Totals	2	3	50.0%	-1,378	-1,560	-11.6%
			APRIL						
			10	1	1	564.0%	-655	-902	-27.4%
			11	0	1	363.9%	-224	-601	-62.7%
			12	0	1	-2.1%	-499	-57	778.2%
			13	1	1	-95.9%	0	0	-
		2022-04	Totals	1	0	-57.3%	0	0	-
			MAY						
			14	1	0	-57.3%	0	0	-