

# KOHL'S PHOTO & VIDEO STYLE GUIDE

MENS

---

**KOHL'S**

Revised March 20, 2025

## **OBJECTIVE**

The purpose of this deck is to establish Kohl's photography standards and to outline specific requirements with regards to vendor-supplied photography.

## INDEX

Click, or navigate to categories at right.

image  
specs  
4

image file  
naming  
requirements  
5

video  
specs  
6

lighting,  
usage &  
casting  
7

Kohl's  
content  
capture  
services  
8

styling  
9

mens  
tops  
10

mens  
graphic  
tops  
11

mens  
dress shirts  
& pants  
12

mens suits,  
suit jackets  
& suit pants  
13

mens  
bottoms  
14

mens  
outerwear  
15

mens  
swim  
16

mens  
active  
17

mens  
basics  
\*Socks are located in  
the Accessories guide.  
18

mens  
sleepwear  
19

mens  
robes  
20

mens  
adaptive  
21

gender  
neutral  
22

## IMAGE SPECS

### Image File Specifications:

- Imagery must be professionally styled, lit, captured, and retouched.
- **Photography only.** Illustrations or renderings are not acceptable.
- **On-Fig File Dimensions:** We request that images be cropped square, at a minimum of 3000 x 3000 pixels, (10''x 10'' @ 300 PPI) with product filling 85% of frame. 50-200 pixel border around the product (@ no more than  $\frac{3}{4}$  of an inch from the edge of the product to the edge of the canvas). Any lifestyle images should also be cropped 3000 x 3000 pixels, (10''x 10'' @ 300 PPI), but with no border.
- **Off-Fig File Dimensions:** We request that images be cropped square, at a minimum of 2000 x 2000 pixels, (10''x 10'' @ 200 PPI) with product filling 85% of frame. 50-200 pixel border around the product (@ no more than  $\frac{3}{4}$  of an inch from the edge of the product to the edge of the canvas). Any lifestyle images should also be cropped 2000 x 2000 pixels, (10''x 10'' @ 200 PPI), but with no border.
- **File Color Space:** sRGB or Adobe RGB
- **Acceptable File Formats:** JPEG, TIFF (Other formats will be auto rejected by K-link).
- **Product Selection:** Accurate path/channel selection of product must be included with every file.
- **Background:** Unless otherwise specified, background should be white (RGB 255). Certain departments require grounding shadow.
- **Accuracy:** Image must accurately represent the product.
- **Quality:** Product must be clear and in focus at 100% magnification. All product imagery is to be captured according to the Kohl's-approved lighting, set and styling guides, and must include appropriate additional views (ALTs)
- No added graphics to any MAIN view. This includes emblems, awards or badges, action graphics, or image insets (unless specifically requested).

## IMAGE FILE NAMING REQUIREMENTS

### Image File Naming Requirements:

- Vendor name and Kohl's dept. number will now be prepended to filenames automatically upon upload.
- File names should be divided into parts by underscores where applicable (see chart below)
  - Vendor style number
  - Vendor color name
  - Alternate image identifier (ALT1, ALT2, ALT3, etc)
  - **Main View:**  
StyleNumber\_ColorName\_MAIN
  - **Additional Views (ALTs):**  
StyleNumber\_ColorName\_ALT1 (ALT2, ALT3, etc.)
  - **Dimensions View:**  
StyleNumber\_ColorName\_DIMS
- All accurate imagery should be loaded to K-link at the same time upon initial setup. However, if the need arises to replace or append existing imagery, load via K-link with the following file appends:
  - Use "ALT\_Add" at the end of your file name to assist in identifying that this product is already live and this is an additional image being added to the product page.
  - Use "ALT\_Replace" or "Main\_Replace" to indicate we should be overwriting existing imagery.

## VIDEO SPECS

### **Product Video Content Requirements:**

- Video should be educational, product-focused and speak only to the features and benefits of that specific product. Any visible props should be unbranded and not detract from the main product being sold.
- Video should be sharp, clear and produced by a professional.
- Video should not contain any speech or gestures that may be considered offensive.
- Video should not contain references or links to: websites, pricing, date information, competitors or accessories not sold with that specific product.

### **File Format and Requirements:**

- Video files must be in an uncompressed format.
- File format: .MP4 or .MOV not exceeding 100MB.  
Minimum size of 1280x720 (16:9) aspect ratio is required.

## LIGHTING DIRECTION

On figure lighting is bright, crisp, open and front lit.

Lighting for Omni off-figure product should come from a soft source either left or right to reveal shape and texture while providing a soft grounding shadow.

The images within this style guide are reflective of lighting expectations. How it is achieved may vary, but please note that the end result must match.

---

## USAGE

All assets are for Omni Channel use and therefore must meet the following usage standards: 2 Years Unlimited Print & Electronic Media for use by Kohl's and Kohl's Affiliates for the life of the product.

It is imperative that ALL propping of on-figure fashion photography MUST be with Kohl's merchandise. This includes all tops, bottoms, shoes and accessories. Use of non-Kohl's merchandise or improper/unmanaged talent usage poses legal risks and will be prohibited.

---

## CASTING REQUIREMENTS

Please refer to the separate guides for "[Vendor Casting Diversity Expectations](#)," as well as "[Men's Grooming & Model Casting Expectations](#)," for all on-figure photography, and adhere to the guidelines detailed therein.

## KOHL'S CONTENT CAPTURE SERVICES

Our mission is to deliver engaging, on-brand photo and video content that meets Kohl's brand standards. Kohl's Creative Services and Photo Studio can provide photo and motion assets for our vendor partners.

### **Benefits to Kohl's Capture:**

- Head to toe Kohl's sold product, including prop items
- Seasonally relevant merchandise
- Diverse model casting pool
- Consistent creative that aligns with Kohl's brand style guidelines
- Elevated creative services inclusive of:
  - Optimal talent rates
  - Extensive multi-channel usage
  - Easy asset delivery within Kohl's internal system
  - Consistent taxonomy/metadata

**Interested in learning more about Kohl's Creative Services capturing your PDP content?**

Please contact [Heather.Filippelli@kohls.com](mailto:Heather.Filippelli@kohls.com) for more information.



# STYLING

Kohls.com product images serve a dual purpose of item level views, as well as showcasing outfitting opportunities. Below are some examples of acceptable styling nuances that elevate the image without obscuring an accurate sellable view of the item. Please refer to category pages for specific styling notes.



Examples of tops styling

Example of active

Examples of bottoms styling


**MAIN -**  
front view  
(required)



**ALT -**  
back view  
(required)



**ALT2 -**  
side view  
(requested)



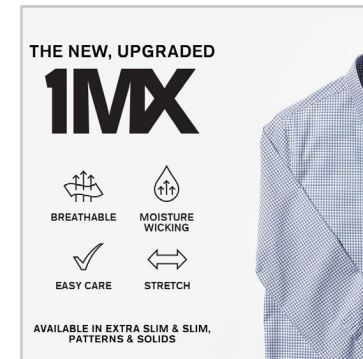
**ALT3 -**  
laydown  
(required)



**ALT4 -**  
full body  
(required)






**ALT5 -**  
educational  
(requested)



**VIDEO -**  
360° or fit  
(requested)



## MENS TOPS



**Additional  
examples of  
acceptable  
tops styling,  
appropriate to  
each category**

### GENERAL STYLING AND CAPTURE NOTES:

- All products should be styled, lit, and angled as shown in the examples provided. If the item features a notable side detail, this must be visible in the main image (angle slightly to depict).
- On-figure/ on-form propping should be minimal and align with examples pictured. Propping should complement the product category and should not detract from the featured main product.
- Model casting should follow our Model Casting Guides. If mannequins are used, they should be white.
- Men's tops can be shown either tucked or untucked as appropriate to style/category. For example, dress shirts should always be tucked and belted (see page 12 for more details), however more casual tops could be shown untucked, with a partial tuck, and/or optioned with a rolled sleeve.
- Tops with roll-tab sleeves should be shown with the sleeves rolled for the main image, and unrolled for the Alt back view.

### GENERAL RETOUCHING NOTES:

- All products should be blocked out on pure white backgrounds (RGB 255), but with natural grounding shadow held under feet. (This may not be visible depending on crop need.) Lay flat alternate images should be blocked out. Retouch as shown in examples provided.

### GENERAL CROPPING NOTES:

- All images should be cropped square to the product featured on the model/mannequin. Cropped product on model/ mannequin should proportionally fill at least 85% frame. Do not leave more than a 100px cushion from top of models/ mannequins head to top frame edge. (Lay flat should be cropped square and mimic examples shown).

### ALTERNATE IMAGE PLAN:

- Follow alternate image cadence shown here. If there are additional alternate images needed to cover special details, number sequentially beginning with next alternate image number.
- Upload all required, requested, lifestyle, and educational imagery for each style at the same time.
- For educational alternate images, font size should be a minimum of 12 point font with font choice being a simple serif or sans-serif font. Units of measure and text referenced in imagery must align with copy attributes provided.

### GENERAL FILE TECHNICAL SPECIFICATIONS:

- Minimum of 3000x3000px
- Flattened TIFF or JPEG (PNG is not accepted)
- sRGB color space or Adobe RGB

### VIDEO:

- Additional video content is encouraged for all items and categories. Suggested video types: 360° walk on/walk off, educational, fit and features.

**FRONT GRAPHIC**  
(large front graphic)

**MAIN -**  
(required)




Front view

**ALT -**  
(required)



Back view

**ALT2 -**  
detail view  
(required)



Front view

**ALT3 -**  
laydown  
(required)




Front view

**ALT4 -**  
full body  
(required)

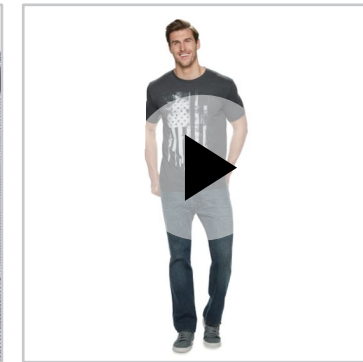


Front view

**ALT5 -**  
educational  
(requested)




**VIDEO -**  
360° or fit  
(requested)



**BACK GRAPHIC**  
(small or no front graphic)



Back view




Front view




Back view



Back view



Front view



# MENS GRAPHIC TOPS

## GENERAL STYLING AND CAPTURE NOTES:

- All products should be styled, lit, and angled as shown in the examples provided. If the item features a notable side detail, this must be visible in the main image (angle slightly to depict).
- On-figure/ on-form propping should be minimal and align with examples pictured. Propping should complement the product category and should not detract from the featured main product.
- Model casting should follow our Model Casting Guides. If mannequins are used, they should be white.
- Men's graphic tees can be shown either tucked or untucked.

## GENERAL RETOUCHING NOTES:

- All products should be blocked out on pure white backgrounds (RGB 255), but with natural grounding shadow held under feet. (This may not be visible depending on crop need.) Lay flat alternate images should be blocked out. Retouch as shown in examples provided.

## GENERAL CROPPING NOTES:

- All images should be cropped square to the product featured on the model/ mannequin. Cropped product on model/ mannequin should proportionally fill at least 85% frame. Do not leave more than a 100px cushion from top of models/ mannequins head to top frame edge. (Lay flat should be cropped square and mimic examples shown).

## ALTERNATE IMAGE PLAN:

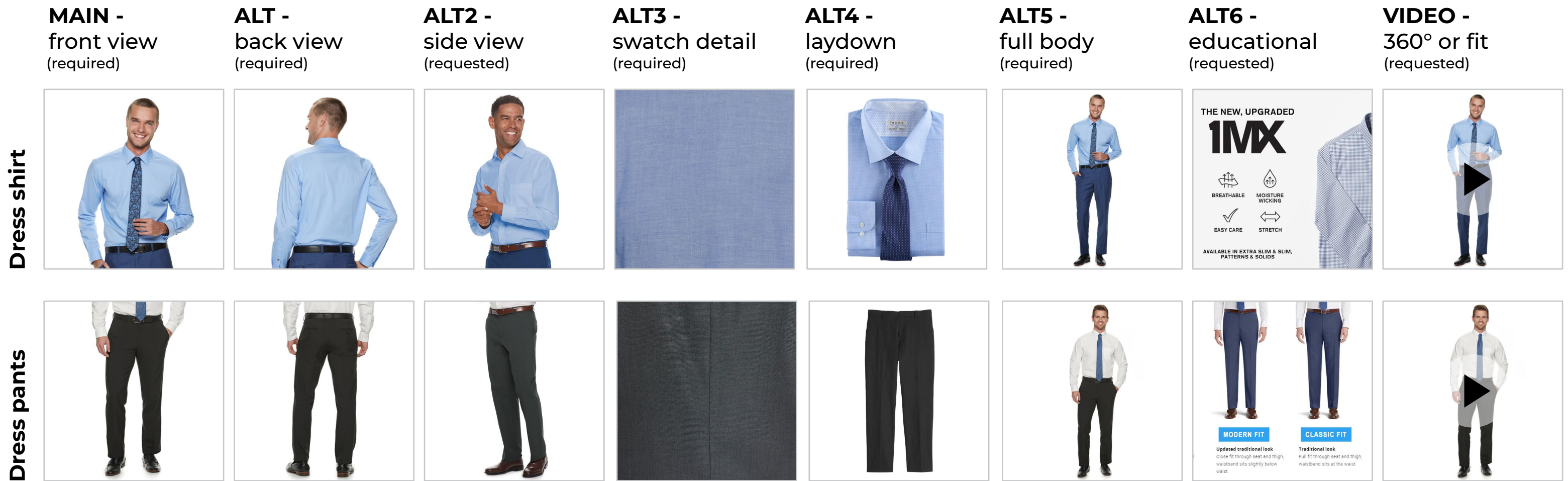
- Follow alternate image cadence shown here. If there are additional alternate images needed to cover special details, number sequentially beginning with next alternate image number.
- Upload all required, requested, lifestyle, and educational imagery for each style at the same time.
- For educational alternate images, font size should be a minimum of 12 point font with font choice being a simple serif or sans-serif font. Units of measure and text referenced in imagery must align with copy attributes provided.

## GENERAL FILE TECHNICAL SPECIFICATIONS:

- Minimum of 3000x3000px
- Flattened TIFF or JPEG (PNG is not accepted)
- sRGB color space or Adobe RGB

## VIDEO:

- Additional video content is encouraged for all items and categories. Suggested video types: 360° walk on/walk off, educational, fit and features.



# MENS DRESS SHIRTS & PANTS

## GENERAL STYLING AND CAPTURE NOTES:

- All products should be styled, lit, and angled as shown in the examples provided. If the item features a notable side detail, this must be visible in the main image (angle slightly to depict).
- On-figure/ on-form propping should be minimal and align with examples pictured. Propping should complement the product category and should not detract from the featured main product.
- Model casting should follow our Model Casting Guides. If mannequins are used, they should be white.
- Men's dress shirts should always be tucked and belted. Prop with dress pants & dress shoes. Show with a tie if included as a set, otherwise the tie is optional.
- Dress pants should be propped with dress shoes, dress shirt & tie, tucked and belted. Do not prop with suit jacket or sport coat.

## GENERAL RETOUCHING NOTES:

- All products should be blocked out on pure white backgrounds (RGB 255), but with natural grounding shadow held under feet. (This may not be visible depending on crop need.) Lay flat alternate images should be blocked out. Retouch as shown in examples provided.

## GENERAL CROPPING NOTES:

- All images should be cropped square to the product featured on the model/ mannequin. Cropped product on model/ mannequin should proportionally fill at least 85% frame. Do not leave more than a 100px cushion from top of models/ mannequins head to top frame edge. (Lay flat should be cropped square and mimic examples shown).

## ALTERNATE IMAGE PLAN:

- Follow alternate image cadence shown here. If there are additional alternate images needed to cover special details, number sequentially beginning with next alternate image number.
- Upload all required, requested, lifestyle, and educational imagery for each style at the same time.
- For educational alternate images, font size should be a minimum of 12 point font with font choice being a simple serif or sans-serif font. Units of measure and text referenced in imagery must align with copy attributes provided.

## GENERAL FILE TECHNICAL SPECIFICATIONS:

- Minimum of 3000x3000px
- Flattened TIFF or JPEG (PNG is not accepted)
- sRGB color space or Adobe RGB

## VIDEO:

- Additional video content is encouraged for all items and categories. Suggested video types: 360° walk on/walk off, educational, fit and features.

	MAIN - front view (required)	ALT - back view (required)	ALT2 - side view (requested)	ALT3 - pocket detail (required)	ALT4 - fabric detail (required)	ALT5 - laydown (required)	ALT6 - full body (required)	ALT7 - educational (requested)	VIDEO - 360° walk on/off (requested)
Jacket & pant set						None	None		
Suit jacket						None			
Suit pants				None					

# MENS SUITS, SUIT JACKETS & SUIT PANTS

## GENERAL STYLING AND CAPTURE NOTES:

- All products should be styled, lit, and angled as shown in the examples provided.
- If the item features a notable side detail, this must be visible in the main image (angle slightly to depict).
- On-figure/ on-form propping should be minimal and align with examples pictured.
- Propping should complement the product category and should not detract from the featured main product.
- Model casting should follow our Model Casting Guides. If mannequins are used, they should be white.
- Prop with dress shoes and dress belt.
- Top jacket button should be buttoned for suit sets & jackets. Show 1/3 - 1/2" of dress shirt cuff.
- Jacket should be unbuttoned for suit pants, and removed for back view - to show waistband.

## GENERAL RETOUCHING NOTES:

- All products should be blocked out on pure white backgrounds (RGB 255), but with natural grounding shadow held under feet. (This may not be visible depending on crop need.)
- Lay flat alternate images should be blocked out. Retouch as shown in examples provided.

## GENERAL CROPPING NOTES:

- All images should be cropped square to the product featured on the model/ mannequin. Cropped product on model/ mannequin should proportionally fill at least 85% frame.
- Do not leave more than a 100px cushion from top of models/ mannequins head to top frame edge. (Lay flat should be cropped square and mimic examples shown).

## ALTERNATE IMAGE PLAN:

- Follow alternate image cadence shown here. If there are additional alternate images needed to cover special details, number sequentially beginning with next alternate image number.
- Upload all required, requested, lifestyle, and educational imagery for each style at the same time.
- For educational alternate images, font size should be a minimum of 12 point font with font choice being a simple serif or sans-serif font. Units of measure and text referenced in imagery must align with copy attributes provided.

## GENERAL FILE TECHNICAL SPECIFICATIONS:

- Minimum of 3000x3000px
- Flattened TIFF or JPEG (PNG is not accepted)
- sRGB color space or Adobe RGB

## VIDEO:

- Additional video content is encouraged for all items and categories.
- Suggested video types: 360° walk on/walk off, educational, fit and features.

**MAIN -**  
front view  
(required)

**ALT -**  
back view  
(required)

**ALT2 -**  
side view  
(requested)

**ALT3 -**  
detail view  
(required)

**ALT4 -**  
laydown  
(required)

**ALT5 -**  
full body  
(required)


**ALT6 -**  
educational  
(requested)

**VIDEO -**  
360° or fit  
(requested)

Below knee



Above knee



# MENS BOTTOMS

## GENERAL STYLING AND CAPTURE NOTES:

- All products should be styled, lit, and angled as shown in the examples provided. If the item features a notable side detail, this must be visible in the main image (angle slightly to depict).
- On-figure/ on-form propping should be minimal and align with examples pictured. Propping should complement the product category and should not detract from the featured main product.
- Model casting should follow our Model Casting Guides. If mannequins are used, they should be white.
- In general, bottoms should be shown with the top softly tucked to show waist detail and pocket trim as needed. A French tuck is fine unless a full tuck would be more appropriate for the category or style.
- If shorts come in varying inseam lengths, all should be shot on the same model if possible.

## GENERAL RETOUCHING NOTES:

- All products should be blocked out on pure white backgrounds (RGB 255), but with natural grounding shadow held under feet. (This may not be visible depending on crop need.) Lay flat alternate images should be blocked out. Retouch as shown in examples provided.

## GENERAL CROPPING NOTES:

- All images should be cropped square to the product featured on the model/ mannequin. Cropped product on model/ mannequin should proportionally fill at least 85% frame. Do not leave more than a 100px cushion from top of models/ mannequins head to top frame edge. (Lay flat should be cropped square and mimic examples shown).

## ALTERNATE IMAGE PLAN:

- Follow alternate image cadence shown here. If there are additional alternate images needed to cover special details, number sequentially beginning with next alternate image number.
- Upload all required, requested, lifestyle, and educational imagery for each style at the same time.
- For educational alternate images, font size should be a minimum of 12 point font with font choice being a simple serif or sans-serif font. Units of measure and text referenced in imagery must align with copy attributes provided.

## GENERAL FILE TECHNICAL SPECIFICATIONS:

- Minimum of 3000x3000px
- Flattened TIFF or JPEG (PNG is not accepted)
- sRGB color space or Adobe RGB

## VIDEO:

- Additional video content is encouraged for all items and categories. Suggested video types: 360° walk on/walk off, educational, fit and features.

**MAIN -**  
front view  
(required)

**ALT -**  
back view  
(required)

**ALT2 -**  
side view  
(requested)

**ALT3 -**  
detail/  
educational  
(required)

**ALT4 -**  
laydown  
(required)

**ALT5 -**  
front view  
(inner layer if  
applicable - required)

**ALT6 -**  
back view  
(inner layer if  
applicable - required)

**ALT7 -**  
full body  
(required)

**VIDEO -**  
360° or  
fit/features  
(requested)



## MENS OUTERWEAR

### GENERAL STYLING AND CAPTURE NOTES:

- All products should be styled, lit, and angled as shown in the examples provided.
- If the item features a notable side detail, this must be visible in the main image (angle slightly to depict).
- On-figure/ on-form propping should be minimal and align with examples pictured.
- Propping should complement the product category and should not detract from the featured main product.
- Model casting should follow our Model Casting Guides. If mannequins are used, they should be white.

### GENERAL RETOUCHING NOTES:

- All products should be blocked out on pure white backgrounds (RGB 255), but with natural grounding shadow held under feet. (This may not be visible depending on crop need.)
- Lay flat alternate images should be blocked out. Retouch as shown in examples provided.

### GENERAL CROPPING NOTES:

- All images should be cropped square to the product featured on the model/ mannequin.
- Cropped product on model/ mannequin should proportionally fill at least 85% frame.
- Do not leave more than a 100px cushion from top of models/ mannequins head to top frame edge.
- (Lay flat should be cropped square and mimic examples shown).

### ALTERNATE IMAGE PLAN:

- Follow alternate image cadence shown here. If there are additional alternate images needed to cover special details, number sequentially beginning with next alternate image number.
- Upload all required, requested, lifestyle, and educational imagery for each style at the same time.
- For educational alternate images, font size should be a minimum of 12 point font with font choice being a simple serif or sans-serif font. Units of measure and text referenced in imagery must align with copy attributes provided.

### GENERAL FILE TECHNICAL SPECIFICATIONS:

- Minimum of 3000x3000px
- Flattened TIFF or JPEG (PNG is not accepted)
- sRGB color space or Adobe RGB

### VIDEO:

- Additional video content is encouraged for all items and categories.
- Suggested video types: 360° walk on/walk off, educational, fit and features.

Swim bottoms

**MAIN - front view**  
(required)



**ALT - back view**  
(required)



**ALT2 - side view**  
(requested)



**ALT3 - detail view**  
(required)



secure pocket, inner layer or closure


**ALT4 - laydown**  
(required)



**ALT5 - full body**  
(required)



**ALT6 - educational**  
(requested)



Swim tops



logo or graphic, if applicable



## MENS SWIM

### GENERAL STYLING AND CAPTURE NOTES:

- All products should be styled, lit, and angled as shown in the examples provided.
- If the item features a notable side detail, this must be visible in the main image (angle slightly to depict).
- On-figure/ on-form propping should be minimal and align with examples pictured.
- Propping should complement the product category and should not detract from the featured main product.
- Model casting should follow our Model Casting Guides. If mannequins are used, they should be white.
- Mens swim should be shot barefoot. Swim tees should be untucked & propped with swim bottoms.

### GENERAL RETOUCHING NOTES:

- All products should be blocked out on pure white backgrounds (RGB 255), but with natural grounding shadow held under feet. (This may not be visible depending on crop need.)
- Lay flat alternate images should be blocked out. Retouch as shown in examples provided.

### GENERAL CROPPING NOTES:

- All images should be cropped square to the product featured on the model/ mannequin.
- Cropped product on model/ mannequin should proportionally fill at least 85% frame.
- Do not leave more than a 100px cushion from top of models/ mannequins head to top frame edge. (Lay flat should be cropped square and mimic examples shown).

### ALTERNATE IMAGE PLAN:

- Follow alternate image cadence shown here. If there are additional alternate images needed to cover special details, number sequentially beginning with next alternate image number.
- Upload all required, requested, lifestyle, and educational imagery for each style at the same time.
- For educational alternate images, font size should be a minimum of 12 point font with font choice being a simple serif or sans-serif font. Units of measure and text referenced in imagery must align with copy attributes provided.

### GENERAL FILE TECHNICAL SPECIFICATIONS:

- Minimum of 3000x3000px
- Flattened TIFF or JPEG (PNG is not accepted)
- sRGB color space or Adobe RGB

### VIDEO:

- Additional video content is encouraged for all items and categories.
- Suggested video types: educational, fit and features.



Tops

Multi-packs

Bottoms

**MAIN -**  
front view  
(required)

**ALT -**  
back view  
(required)

**ALT2 -**  
side view  
(requested)




**ALT3 -**  
detail view  
(required)

**ALT4 -**  
laydown  
(required)

**ALT5 -**  
full body  
active/lifestyle  
(required)


**ALT6 -**  
educational  
(requested)

**VIDEO -**  
360° or fit/features  
(requested)



MAIN image option 1  
(preferred)

MAIN image option 2



**GENERAL CROPPING NOTES:**

- All images should be cropped square to the product featured on the model/ mannequin. Cropped product on model/ mannequin should proportionally fill at least 85% frame. Do not leave more than a 100px cushion from top of models/ mannequins head to top frame edge. (Lay flat should be cropped square and mimic examples shown).

**ALTERNATE IMAGE PLAN:**

- Follow alternate image cadence shown here. If there are additional alternate images needed to cover special details, number sequentially beginning with next alternate image number.
- Upload all required, requested, lifestyle, and educational imagery for each style at the same time.
- For educational alternate images, font size should be a minimum of 12 point font with font choice being a simple serif or sans-serif font. Units of measure and text referenced in imagery must align with copy attributes provided.

**GENERAL FILE TECHNICAL SPECIFICATIONS:**

- Minimum of 3000x3000px
- Flattened TIFF or JPEG (PNG is not accepted)
- sRGB color space or Adobe RGB

**VIDEO:**

- Additional video content is encouraged for all items and categories. Suggested video types: 360° walk on/walk off, educational, fit and features.

# MENS ACTIVE

**GENERAL STYLING AND CAPTURE NOTES:**

- All products should be styled, lit, and angled as shown in the examples provided.
- If the item features a notable side detail, this must be visible in the main image (angle slightly to depict).
- On-figure/ on-form propping should be minimal and align with examples pictured.
- Propping should complement the product category and should not detract from the featured main product.
- Model casting should follow our Model Casting Guides. If mannequins are used, they should be white.
- All mens active is shown untucked. Prop with athletic shoes, and appropriate top or bottom as needed.

**GENERAL RETOUCHING NOTES:**

- All products should be blocked out on pure white backgrounds (RGB 255), but with natural grounding shadow held under feet. (This may not be visible depending on crop need.)
- Lay flat alternate images should be blocked out. Retouch as shown in examples provided.

# MENS BASICS

## GENERAL STYLING AND CAPTURE NOTES:

- All products should be styled, lit, and angled as shown in the examples provided. If the item features a notable side detail, this must be visible in the main image (angle slightly to depict).
- On-figure/ on-form propping should be minimal and align with examples pictured. Propping should complement the product category and should not detract from the featured main product.
- Model casting should follow our Model Casting Guides. If mannequins are used, they should be white.
- Shoot barefoot.
- The full fig need for underwear should always be propped with an undershirt or tank, and should be lifted or partially tucked to show part of waistband.

## GENERAL RETOUCHING NOTES:

- All products should be blocked out on pure white backgrounds (RGB 255), but with natural grounding shadow held under feet. (This may not be visible depending on crop need.)
- Lay flat alternate images should be blocked out.
- Retouch as shown in examples provided.

## GENERAL CROPPING NOTES:

- All images should be cropped square to the product featured on the model/ mannequin. Cropped product on model/ mannequin should proportionally fill at least 85% frame. Do not leave more than a 100px cushion from top of models/ mannequins head to top frame edge. (Lay flat should be cropped square and mimic examples shown).

## ALTERNATE IMAGE PLAN:

- Follow alternate image cadence shown here. If there are additional alternate images needed to cover special details, number sequentially beginning with next alternate image number.
- Upload all required, requested, lifestyle, and educational imagery for each style at the same time.
- For educational alternate images, font size should be a minimum of 12 point font with font choice being a simple serif or sans-serif font. Units of measure and text referenced in imagery must align with copy attributes provided.

## GENERAL FILE TECHNICAL SPECIFICATIONS:

- Minimum of 3000x3000px
- Flattened TIFF or JPEG (PNG is not accepted)
- sRGB color space or Adobe RGB

## VIDEO:

- Additional video content is encouraged for all items and categories. Suggested video types: educational, fit and features.

**MAIN -**  
front view  
(required)

**ALT -**  
back view  
(required)

**ALT2 -**  
laydown  
(required)


**ALT3 -**  
packaging  
(requested)

**ALT4 -**  
full body  
(required)

Undershirt, single





Underwear, single



Full fig with top

Multi-packs



Full fig with top

MAIN image option  
1 (preferred)

MAIN image option 2

# MENS SLEEPWEAR

## GENERAL STYLING AND CAPTURE NOTES:

- All products should be styled, lit, and angled as shown in the examples provided. If the item features a notable side detail, this must be visible in the main image (angle slightly to depict).
- On-figure/ on-form propping should be minimal and align with examples pictured. Propping should complement the product category and should not detract from the featured main product.
- Model casting should follow our Model Casting Guides. If mannequins are used, they should be white.
- Shoot barefoot.
- Prop sleep pants with a solid, neutral tee, shown tucked.
- 2pc. sets should be untucked.

## GENERAL RETOUCHING NOTES:

- All products should be blocked out on pure white backgrounds (RGB 255), but with natural grounding shadow held under feet. (This may not be visible depending on crop need.) Lay flat alternate images should be blocked out. Retouch as shown in examples provided.

## GENERAL CROPPING NOTES:

- All images should be cropped square to the product featured on the model/ mannequin. Cropped product on model/ mannequin should proportionally fill at least 85% frame. Do not leave more than a 100px cushion from top of models/ mannequins head to top frame edge. (Lay flat should be cropped square and mimic examples shown).

## ALTERNATE IMAGE PLAN:

- Follow alternate image cadence shown here. If there are additional alternate images needed to cover special details, number sequentially beginning with next alternate image number.
- Upload all required, requested, lifestyle, and educational imagery for each style at the same time.
- For educational alternate images, font size should be a minimum of 12 point font with font choice being a simple serif or sans-serif font. Units of measure and text referenced in imagery must align with copy attributes provided.

## GENERAL FILE TECHNICAL SPECIFICATIONS:

- Minimum of 3000x3000px
- Flattened TIFF or JPEG (PNG is not accepted)
- sRGB color space or Adobe RGB

## VIDEO:

- Additional video content is encouraged for all items and categories. Suggested video types: 360° walk on/walk off, educational, fit and features.

	MAIN - front view (required)	ALT - back view (required)	ALT2 - side view (requested)	ALT3 - laydown (required)	ALT4 - packaging (required)	ALT5 - full body (required)	VIDEO - 360° walk on/off (requested)
<b>Sleep pants</b>					None		
<b>Sleep shorts</b>					None		
<b>2pc. sets</b>						None	
<b>Multi-packs</b>							
	MAIN image option 1 (preferred)			MAIN image option 2			

**MAIN -**  
front view  
(required)



**ALT -**  
back view  
(required)



**ALT2 -**  
side view  
(requested)



**ALT3 -**  
laydown  
(required)



**VIDEO -**  
360° walk on/off  
(requested)



## MENS ROBES

### GENERAL STYLING AND CAPTURE NOTES:

- All products should be styled, lit, and angled as shown in the examples provided.  
If the item features a notable side detail, this must be visible in the main image (angle slightly to depict).
- On-figure/ on-form propping should be minimal and align with examples pictured.  
Propping should complement the product category and should not detract from the featured main product.
- Model casting should follow our Model Casting Guides. If mannequins are used, they should be white.
- Shoot barefoot.
- Prop with solid white or neutral tee. May be propped with a neutral solid pant, but not mandatory.

### GENERAL RETOUCHING NOTES:

- All products should be blocked out on pure white backgrounds (RGB 255), but with natural grounding shadow held under feet. (This may not be visible depending on crop need.)  
Lay flat alternate images should be blocked out. Retouch as shown in examples provided.

### GENERAL CROPPING NOTES:

- All images should be cropped square to the product featured on the model/ mannequin.  
Cropped product on model/ mannequin should proportionally fill at least 85% frame.  
Do not leave more than a 100px cushion from top of models/ mannequins head to top frame edge.  
(Lay flat should be cropped square and mimic examples shown).

### ALTERNATE IMAGE PLAN:

- Follow alternate image cadence shown here. If there are additional alternate images needed to cover special details, number sequentially beginning with next alternate image number.
- Upload all required, requested, lifestyle, and educational imagery for each style at the same time.
- For educational alternate images, font size should be a minimum of 12 point font with font choice being a simple serif or sans-serif font. Units of measure and text referenced in imagery must align with copy attributes provided.

### GENERAL FILE TECHNICAL SPECIFICATIONS:

- Minimum of 3000x3000px
- Flattened TIFF or JPEG (PNG is not accepted)
- sRGB color space or Adobe RGB

### VIDEO:

- Additional video content is encouraged for all items and categories.  
Suggested video types: 360° walk on/walk off, educational, fit and features.

# MENS ADAPTIVE

## GENERAL STYLING AND CAPTURE NOTES:

- All products should be styled, lit, and angled as shown in the examples provided.

## GENERAL RETOUCHING NOTES:

- All products for this category should be blocked out and placed on a pure white (RGB 255) background, with no grounding shadows or surface reflections. Retouch as shown in examples provided

## GENERAL CROPPING NOTES:

- All images should be cropped square and tight to product. Product should proportionally fill at least 85% of frame. Do not leave more than a 50-200px cushion from longest edge of product to frame edge (model/ mannequin cropping should mimic examples shown if applicable).

## ALTERNATE IMAGE PLAN:

- Follow alternate image cadence shown here. If there are additional alternate images needed to cover special details, number sequentially beginning with next alternate image number.
- Upload all required, requested, lifestyle, and educational imagery for each style at the same time.
- For educational alternate images, font size should be a minimum of 12 point font with font choice being a simple serif or sans-serif font. Units of measure and text referenced in imagery must align with copy attributes provided.

## GENERAL FILE TECHNICAL SPECIFICATIONS:

- Minimum of 2000x2000px
- Flattened TIFF or JPEG (PNG is not accepted)
- sRGB color space or Adobe RGB

## VIDEO:

- Additional video content is encouraged for all items and categories. Suggested video types: educational, fit and features.

Tops

Bottoms


**MAIN -**  
front view  
(required)



**ALT -**  
back view  
(required)



**ALT2 -**  
stitching detail  
(required)




**ALT3 -**  
detail  
(required)



dual  
zipper

**ALT4 -**  
detail  
(required)



port hole

**ALT5 -**  
educational  
(requested)



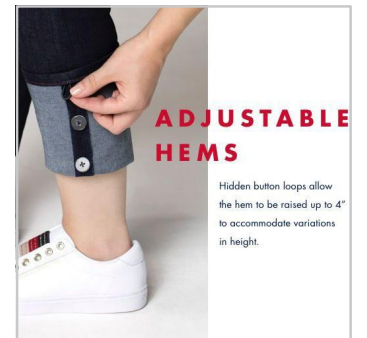
back loop



tie detail



velcro



Tops

**MAIN -**  
front view  
(required)



**ALT -**  
back view  
(required)



**ALT2 -**  
side view  
(requested)



**ALT3 -**  
laydown  
(required)




**ALT4 -**  
full body  
(required)



**VIDEO -**  
360° walk on/off  
(requested)



Bottoms



## GENDER NEUTRAL

### GENERAL STYLING AND CAPTURE NOTES:

- All products should be styled, lit, and angled as shown in the examples provided.
- If the item features a notable side detail, this must be visible in the main image (angle slightly to depict).
- On-figure/ on-form propping should be minimal and align with examples pictured.
- Propping should complement the product category and should not detract from the featured main product.
- Model casting should follow our Model Casting Guides. If mannequins are used, they should be white.
- Casting can represent both traditional male and female genders, but more modern, androgynous models are also welcome.
- In general, tops should be untucked to show length and silhouette. Some tops can be tucked as appropriate to style/category.
- In general, bottoms should be shown with the top softly tucked to show waist detail and pocket trim as needed. A French tuck is fine unless a full tuck would be more appropriate for the category or style.

### GENERAL RETOUCHING NOTES:

- All products should be blocked out on pure white backgrounds (RGB 255), but with natural grounding shadow held under feet. (This may not be visible depending on crop need.)
- Lay flat alternate images should be blocked out. Retouch as shown in examples provided.

### GENERAL CROPPING NOTES:

- All images should be cropped square to the product featured on the model/ mannequin. Cropped product on model/ mannequin should proportionally fill at least 85% frame. Do not leave more than a 100px cushion from top of models/ mannequins head to top frame edge. (Lay flat should be cropped square and mimic examples shown).

### ALTERNATE IMAGE PLAN:

- Follow alternate image cadence shown here. If there are additional alternate images needed to cover special details, number sequentially beginning with next alternate image number.
- Upload all required, requested, lifestyle, and educational imagery for each style at the same time.
- For educational alternate images, font size should be a minimum of 12 point font with font choice being a simple serif or sans-serif font. Units of measure and text referenced in imagery must align with copy attributes provided.

### GENERAL FILE TECHNICAL SPECIFICATIONS:

- Minimum of 3000x3000px
- Flattened TIFF or JPEG (PNG is not accepted)
- sRGB color space or Adobe RGB

### VIDEO:

- Additional video content is encouraged for all items and categories. Suggested video types: 360° walk on/walk off, educational, fit and features.