



Reference Guide

Palettes (External)



Contents

- Search for a Palette2
- Access an Artwork Record3
- Download a PDF3
- Receive Comments Via Threaded Messaging3
- Share a Palette (Agents Only)3
- FAQ's & Troubleshooting3

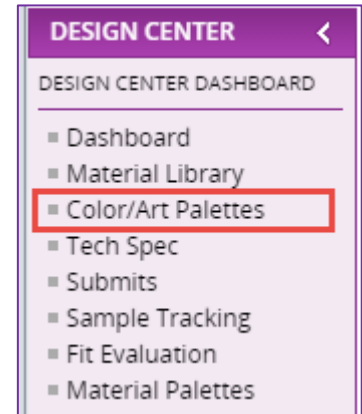
Color/Art Palettes

Log into onePLM

Go to: <https://kohls.bamboorose.com/prod/plm.do>

Search for a Palette

1. On the left hand side of the screen in the Left Nav column click on Color/Art Palettes



2. Enter your search criteria, using the magnifying glass to see search options as needed then click search

Advanced Search: Color/Art Palettes

Palette Information

Palette Name: Development Season:

Palette Type: Brand:

Status: Division:

Active:

Find Palettes with...

Drag Item Here

Operational Search

Field	Operation	Value
<input type="text"/>	<input type="text"/>	<input type="text"/>
<input type="text"/>	<input type="text"/>	<input type="text"/>
<input type="text"/>	<input type="text"/>	<input type="text"/>

Change Tracking Search

Changes Since:

3. Once your results are returned then click on the palatte name to view the full palette

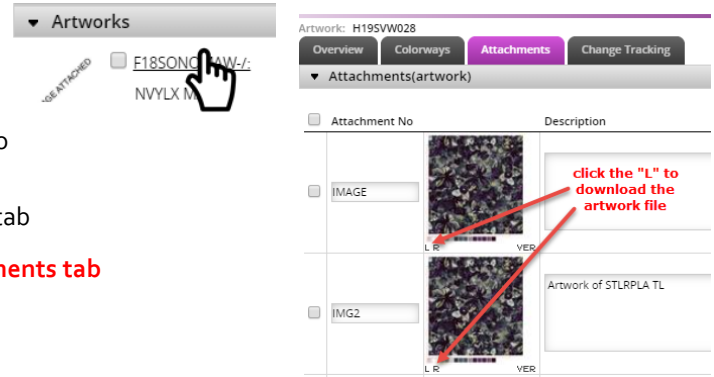
Palette List

Palette No	Palette Name	Palette Type	Development Season	Brand	Division
199	WOMENSILOAPRILSP18	COLOR AND ARTWORK	SP18	JENNIFER LOPEZ	WOMENS
198	WOMENSILOMAR2018	COLOR AND ARTWORK	SP18	JENNIFER LOPEZ	WOMENS
207	WOMENSILOMAYIUNESUMMER18	COLOR AND ARTWORK	SUMMER TRANS-2018	JENNIFER LOPEZ	WOMENS

Access an Artwork Record

If you need to access details within a onePLM artwork record, or are working with a Kohl's team that is placing artwork files in records, you can access via the palette

1. Navigate to the **Artworks** section of the palette
2. Click on a artwork hyperlink
 - a. Click on the **Attachments** tab in the artwork record
 - b. To view / download the attachment, click on the "L" to access the file.
 - c. To view additional color info, click on the **Colorways** tab




***Note: Both tif and AI files will be accessible on the Attachments tab**

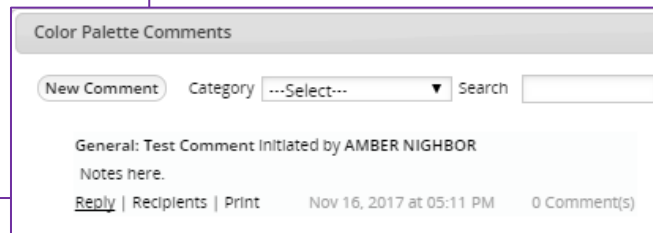
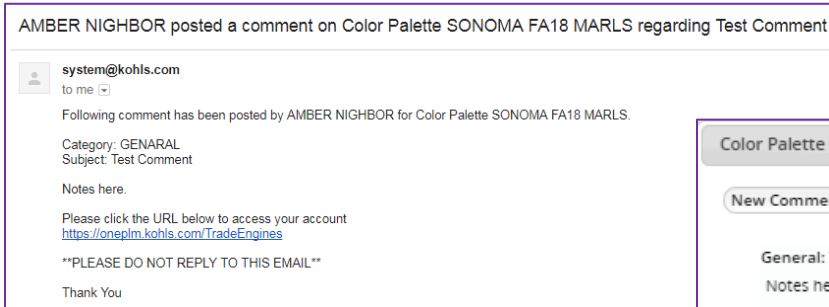
Download a PDF

Click **PDF Report** and a pdf of all colors in the palette will be created, which you can download. Your suppliers can as well. You can bring the pdf into Illustrator to create swatches with the paint bucket or eyedropper.



Receive Comments Via Threaded Messaging

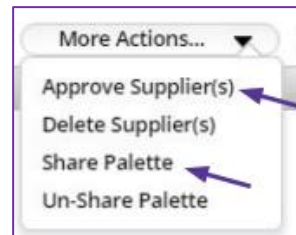
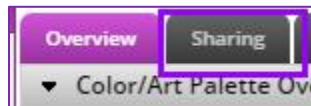
Your Kohl's partners can alert you to comments regarding a palette by sending you a threaded message. The message can be viewed via your email or by clicking on the  icon within the palette



Share a Palette (Agents Only)

Agents have the ability to share a palette

1. Click the **Sharing** tab
2. Search for the supplier
3. Click **Save**
4. Select the supplier(s)
5. Click **More Actions > Approve Suppliers(s)**
6. Select the supplier(s)
7. Click **More Actions > Share Palette**



FAQ's & Troubleshooting

Q: When I export my palette as a PDF it is blank. Why is this occurring?

A: Check that a "palette type" (under header "Palette Information") was chosen. If not, ask Kohl's to correct it

